

West Central Texas Council of Governments

***Criminal Justice
Regional Strategic Plan
2025-2028***



**3702 Loop 322
Abilene, Texas 79602
325-672-8544**

TABLE OF CONTENTS

OVERVIEW.....	3
WHAT IS A STRATEGIC PLAN.....	4
REGIONAL MAP & POPULATIONS.....	5
<i>COUNTY PROFILES</i>	
<i>Brown.....</i>	<i>6</i>
<i>Callahan.....</i>	<i>10</i>
<i>Coleman.....</i>	<i>14</i>
<i>Comanche.....</i>	<i>18</i>
<i>Eastland.....</i>	<i>22</i>
<i>Fisher.....</i>	<i>26</i>
<i>Haskell.....</i>	<i>30</i>
<i>Jones.....</i>	<i>34</i>
<i>Kent.....</i>	<i>38</i>
<i>Knox.....</i>	<i>42</i>
<i>Mitchell.....</i>	<i>46</i>
<i>Nolan.....</i>	<i>50</i>
<i>Runnels.....</i>	<i>54</i>
<i>Scurry.....</i>	<i>58</i>
<i>Shackelford.....</i>	<i>62</i>
<i>Stephens.....</i>	<i>66</i>
<i>Stonewall.....</i>	<i>70</i>
<i>Taylor.....</i>	<i>74</i>
<i>Throckmorton.....</i>	<i>79</i>
INTRODUCTION & PLANNING PROCESS.....	83-84
<i>CRITICAL SERVICES & PRIORITIES</i>	
DIRECT VICTIM SERVICES& PRIORITIES	84-88
JUVENILE JUSTICE DELINQUENCY PREVENTION SERVICES & PRIORITIES.....	88-91
MENTAL HEALTH AND SUBSTANCE ABUSE PREVENTION SERVICES & PRIORITIES.....	91-94
CRIMINAL JUSTICE SERVICES & PRIORITIES.....	95-98
RESOURCES AVAILABLE IN REGION.....	98-100
REGIONAL SERVICE GAPS.....	101-102
REGIONAL PRIORITY SERVICES.....	103-105
CONTACT INFORMATION.....	106

OVERVIEW

The Regional Strategic Plan encompasses the nineteen counties of Brown, Callahan, Coleman, Comanche, Eastland, Fisher, Haskell, Jones, Kent, Knox, Mitchell, Nolan, Runnels, Scurry, Shackelford, Stephens, Stonewall, Taylor, and Throckmorton within the West Central Texas Council of Governments (WCTCOG) service area. Collectively, this region spans approximately 17,911 square miles across West Central Texas and serves a population of an estimated 332,322 residents, based on the 2023 U.S. Census data.

Characterized by a mix of rural communities and small- to mid-sized urban centers, the region's economic foundation is rooted in key industries such as agriculture, energy production, manufacturing, healthcare, and education. The presence of regional hubs, including Abilene in Taylor County, provides critical access to employment, healthcare services, higher education, and commercial activity for surrounding rural counties.

Demographically, the region reflects a diverse population with varying needs across urban and rural areas. Many counties experience challenges common to rural regions, including population decline or slow growth, aging populations, workforce shortages, and limited access to healthcare, broadband, and transportation infrastructure. At the same time, the area benefits from strong community networks, a resilient workforce, and opportunities for growth in sectors such as renewable energy, logistics, and regional tourism.

This Strategic Plan is designed to guide coordinated efforts among local governments, regional partners, and stakeholders to address these challenges and leverage regional strengths. It establishes a framework for sustainable economic development, infrastructure investment, public safety, and quality of life improvements. Through collaboration and data-driven decision-making, the plan aims to enhance regional competitiveness, support community vitality, and ensure long-term prosperity for all residents within the WCTCOG service area.

WCTCOG MISSION

West Central Texas Council of Governments (WCTCOG) is a voluntary association organized to promote area-wide planning and cooperation among local governments. The mission of WCTCOG is to assist local governments to improve conditions for the health, safety, and general welfare of their citizens, plan for future development for the area, make efficient and economical use of public funds through regional coordination, to eliminate waste from duplication, and assist member governments in solving current and long-range problems.



WHAT IS A STRATEGIC PLAN?

The **West Central Texas Council of Governments Regional Strategic Plan** serves as a comprehensive framework for identifying and addressing gaps in critical services across the region. Critical service and gaps are identified through the community plans and compiled into a single regional strategic plan. Its primary purpose is to assess and improve the availability and effectiveness of services related to Criminal Justice, Juvenile Justice, Direct Victim Services, and Mental Health and Substance Abuse Treatment.

The Public Safety Office within the Office of the Governor, Criminal Justice Division (CJD), requires that strategic plans be developed and maintained by counties and regions throughout Texas. In response, this plan reflects a coordinated regional effort to evaluate current needs and implement solutions that enhance public safety and community well-being.

This document represents the collaborative work of stakeholders across the West Central Texas region who are committed to ensuring that service gaps are identified and addressed. Through these efforts, the region strives to create safer communities in which individuals can live and work.

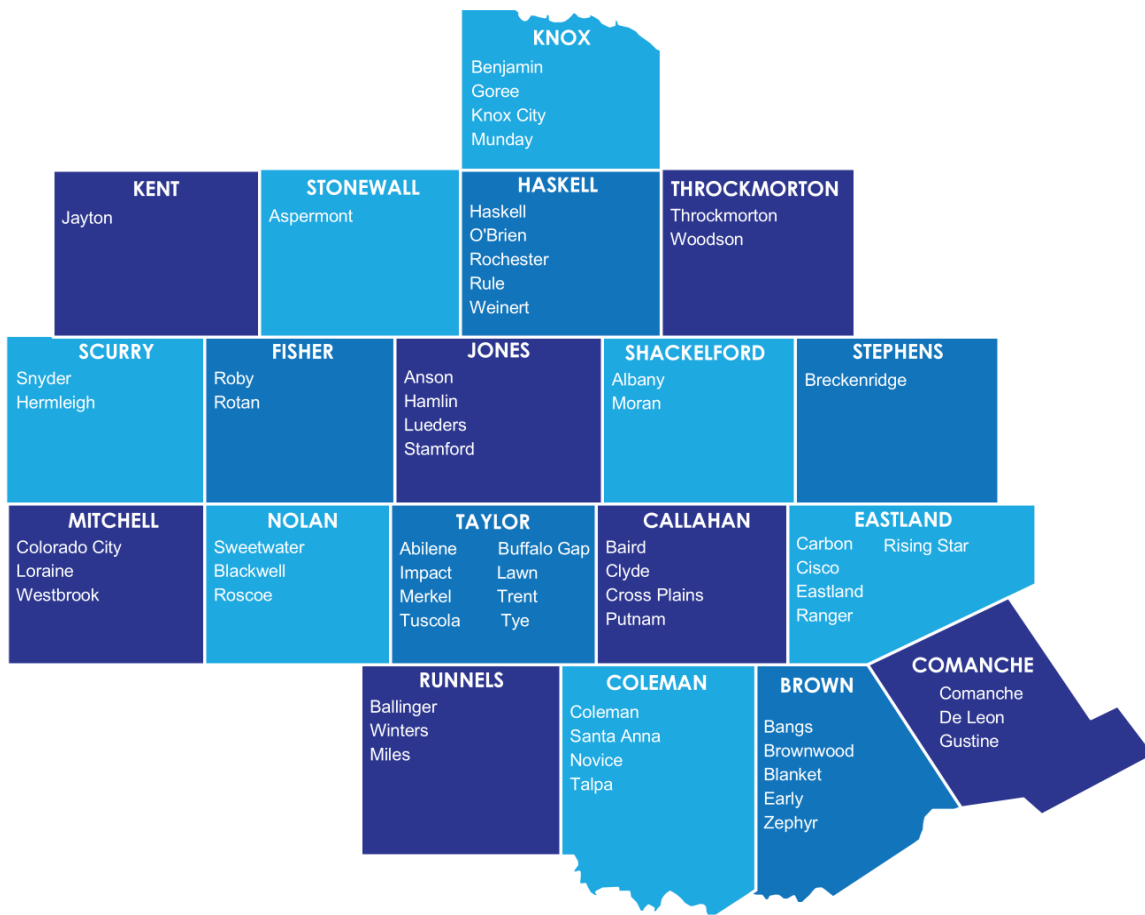
Recognizing that community needs continue to evolve, this Regional Strategic Plan is reviewed and updated annually. Ongoing reassessment is conducted through planning workshops and input from a variety of sources to ensure that strategies remain relevant and effective.

The judges, community leaders, law enforcement agencies, and service providers throughout the region strongly support strategic planning as a tool for developing and implementing improved services that meet the needs of the community.

INDIVIDUAL COMMUNITY PLANS

- ❖ [Brown County](#)
- ❖ [Callahan County](#)
- ❖ [Coleman County](#)
- ❖ [Comanche County](#)
- ❖ [Eastland County](#)
- ❖ [Fisher County](#)
- ❖ [Haskell County](#)
- ❖ [Jones County](#)
- ❖ [Kent County](#)
- ❖ [Knox County](#)
- ❖ [Mitchell County](#)
- ❖ [Nolan County](#)
- ❖ [Runnels County](#)
- ❖ [Scurry County](#)
- ❖ [Shackelford County](#)
- ❖ [Stephens County](#)
- ❖ [Stonewall County](#)
- ❖ [Taylor County](#)
- ❖ [Throckmorton County](#)

WCTCOG REGION- COUNTIES & CITIES



WCTCOG COUNTY POPULATION : 2023 CENSUS DATA

COUNTY	POPULATION	COUNTY	POPULATION
Brown	38,095	Mitchell	8,990
Callahan	13,708	Nolan	14,738
Coleman	7,684	Runnels	9,900
Comanche	13,594	Scurry	16,932
Eastland	17,725	Shackelford	3,105
Fisher	3,672	Stephens	9,101
Haskell	5,416	Stonewall	1,245
Jones	19,663	Taylor	143,208
Kent	753	Throckmorton	1,440
Knox	3,353		

TOTAL REGIONAL POPULATION: 332,322

Brown County, Texas

Population: 38,095

Source: <https://data.census.gov>



County Judge: Shane Britton

Address: 200 South Broadway

Brownwood, Texas 76801

Phone: 325-643-2828

Fax: 325-646-7013

County Sheriff: Vance Hill

Address: 1050 West Commerce St.

Brownwood, Texas 76801

Phone: 325-646-5510

Fax: 325-643-3238

Brown County, Texas

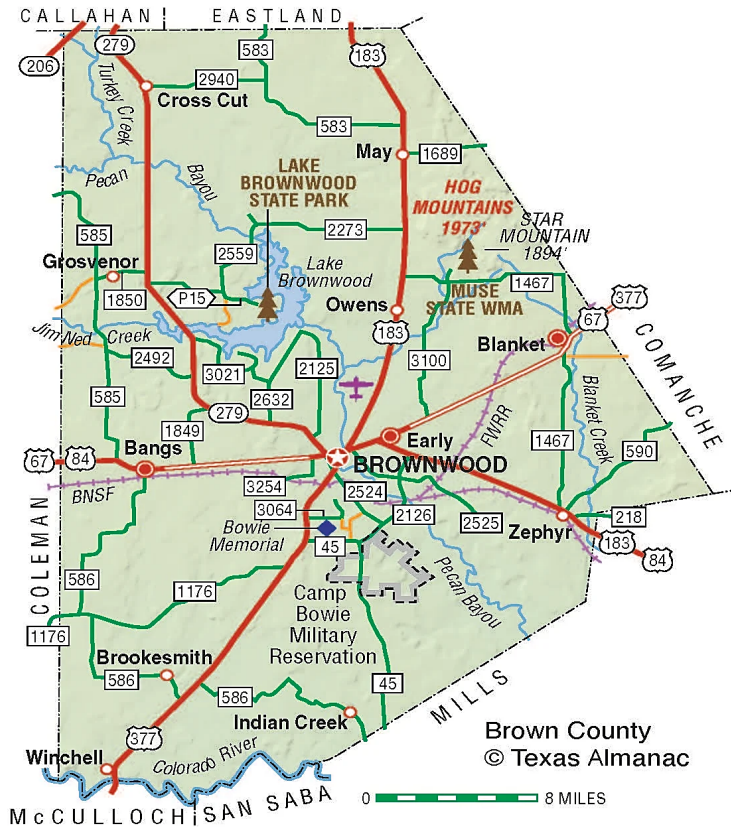
Brown County is a county in central Texas. As of the 2024 census, the population was 38,095. Its county seat is Brownwood. The county was founded in 1856 and organized in 1858. It is named for Henry Stevenson Brown, a commander at the Battle of Velasco, an early conflict between Texas and Mexico.

Brown County is 957 square miles:

Land: 944.45 square miles

Water Area: Approximately 12.5-13 square miles

Source: <https://en.wikipedia.org/>



Cities / Towns

Bangs

Mayor: Steve Whittenburg
 Address: P.O. Box 188
 Bangs, Texas 76823
 Phone: 325-752-6223

Population: 1,540

Chief of Police: Matt Lincoln

Brownwood

Mayor: Stephen Haynes
 Address: P.O. Box 1389
 Brownwood, Texas 76801
 Phone: 325-752-6223

Population: 18,862

Chief of Police: James Fuller

Blanket

Mayor: Judy Eoff
 Address: P.O. Box 38
 Blanket, Texas 76432
 Phone: 325-748-3171

Population: 369

Chief of Police: None

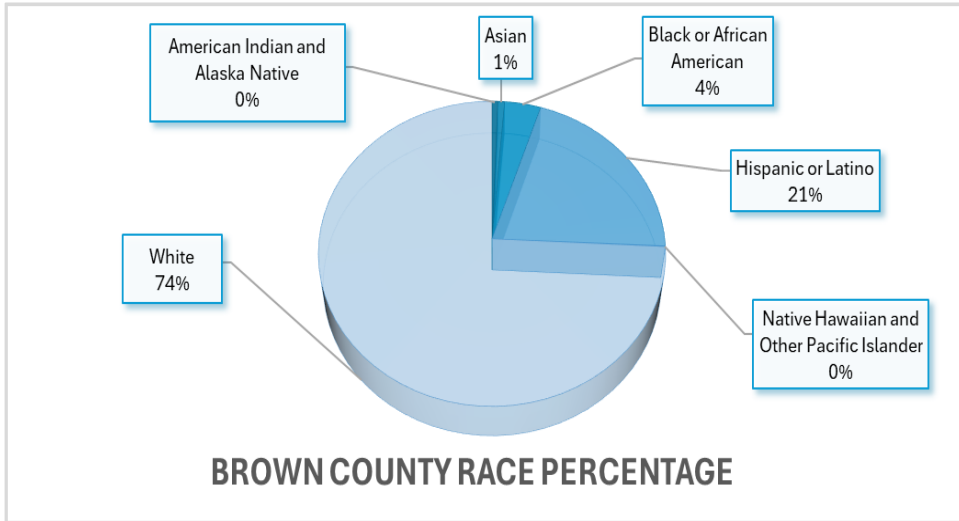
Early

Mayor: Robert Mangrum
 Address: P.O. Box 3100
 Early, Texas 76803
 Phone: 325-643-5451

Population: 3,087

Chief of Police: David Mercer

Population



Ethnicity

Not Hispanic or Latino- 26,672
 Some Other Race- 2,801
 Two or More Races- 3,973

Race

White- 29,326
 Hispanic or Latino- 8,211
 Black or African American- 1,462
 Asian- 274
 American Indian and Alaska Native- 232
 Native Hawaiian and Other Pacific Islander- 27

Source: <https://data.census.gov>

Income and Poverty

Income and Earnings

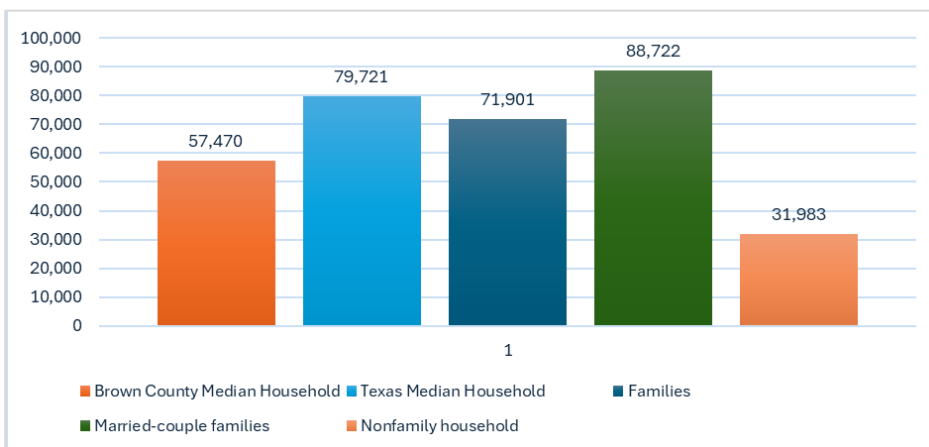
Brown County Median Household : 57,470
 Texas Median Household: 79,721

Poverty

Brown County Poverty- 15.3%
 Texas Poverty- 13.4%

Families: 71,901
 Married-couple families: 88,722
 Nonfamily household: 31,983

Poverty by Age for Brown County
 Under 18 years 22.8%
 18 to 64 years 13.7%
 65 years and over 12.5%



Independent School Districts

Bangs ISD

P.O. Box 969
Bangs, Texas 76823
Phone: 325-752-6612

Blanket ISD

901 Ave H
Blanket, Texas 76432
Phone: 325-748-5311

Brookesmith ISD

P.O. Box 706
Brookesmith, Texas 76827
Phone: 325-643-3023

Brownwood ISD

P.O. Box 730
Brownwood, Texas 76804
Phone: 325-643-5644

Early ISD

P.O. Box 3315
Early, Texas 76803
Phone: 325-646-7934

May ISD

3400 CR 411 E
May, Texas 76857
Phone: 254-259-2091

Zephyr ISD

11625 CR 281
Zephyr, Texas 76890
Phone: 325-739-5331

Resources Available: Victim Service, Juvenile Services, Mental Health, or Law

Name of Agency	Agency Type	Description
Brown County Sheriff's Office	County	Law Enforcement
Bangs Police Department	Local	Law Enforcement
Brownwood Police Department	Local	Law Enforcement
Early Police Department	Local	Law Enforcement
West Central Texas Law Enforcement Academy	Regional	Law Enforcement Training
The Ark Domestic Violence Shelter	Victim Services	Family Violence
Brown County Attorney or Victim Assistance Coordinator	County	Victims of Misdemeanor Crime
35 th Judicial District Attorney or Victim Assistance Coordinator	County	Victims of Felony Crime
Legal Aid of Northwest Texas Inc-Abilene Branch Office	Private	Legal Services to Victims of Domestic Violence
Center for Life Resources	Private	Mental Health Authority/Mental Retardation Authority
Brown County Juvenile Probation Department	County	Individual Counseling, Sex Offender Counseling, Electronic Monitoring, Intensive Supervisor,, Anger Management, Life Skills

Callahan County, Texas

Population: 13,708

Source: <https://data.census.gov>



County Judge: Nicki Harle

Address: 100 W. 4th St., Suite 200

Baird, Texas 79504

Phone: 325-854-5805

Fax: 325-854-5806

County Sheriff: Eric Pechacek

Address: 432 Market Street

Baird, Texas 79504

Phone: 325-854-1444

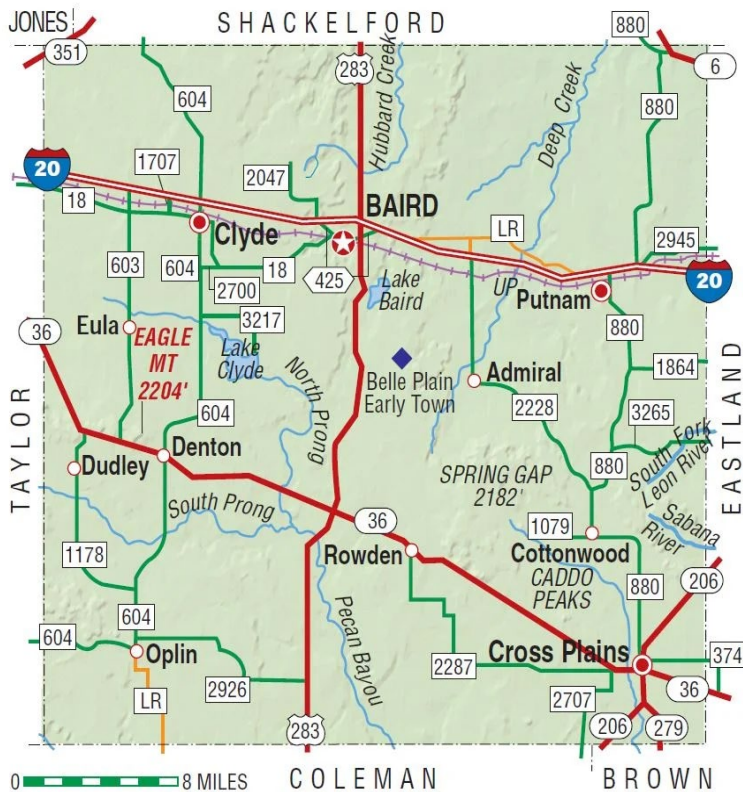
Fax: 325-854-5998

Callahan County, Texas

Callahan County is a county located in the U.S. state of Texas. As of the 2024 census, the population was 13,708. Its county seat is Baird. The county was founded in 1858 and later organized in 1877. It is named for James Hughes Callahan, an American soldier in the Texas Revolution.

Callahan County is 901 square miles:
 Land 899.4 square miles
 Water Area: 1.9 square miles

Source: <https://en.wikipedia.org/>



Callahan County © Texas Almanac

Cities / Towns

Baird

Mayor: Scott Davis
 Address: 328 Market Street
 Baird, Texas 76504
 Phone: 325-854-1212

Population: 1,479

City Marshall: Vacant

Cross Plains

Mayor: Vacant
 Address: P.O. Box 129
 Cross Plains, Texas 76443
 Phone: 254-725-6114

Population: 899

Chief of Police: Vacant

Clyde

Mayor: Stephen Steele
 Address: P.O. Box 1155
 Clyde, Texas 79510
 Phone: 325-893-4234

Population: 3,811

Chief of Police: Trevor Barnes

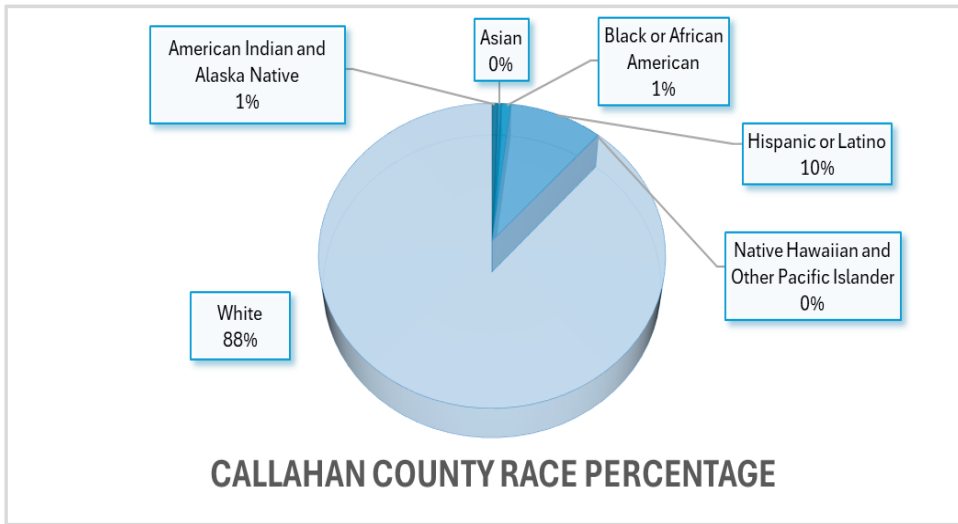
Putnam

Mayor: Marty Smith
 Address: P.O. Box 1064
 Putnam, Texas 76469
 Phone: 325-662-3601

Population: 63

Chief of Police: None

Population



Ethnicity

Not Hispanic or Latino- 11,555
 Some Other Race- 352
 Two or More Races- 929

Race

White- 12,154
 Hispanic or Latino- 1,306
 Black or African American- 133
 Asian- 53
 American Indian and Alaska Native- 80
 Native Hawaiian and Other Pacific Islander- 7

Source: <https://data.census.gov>

Income and Poverty

Income and Earnings

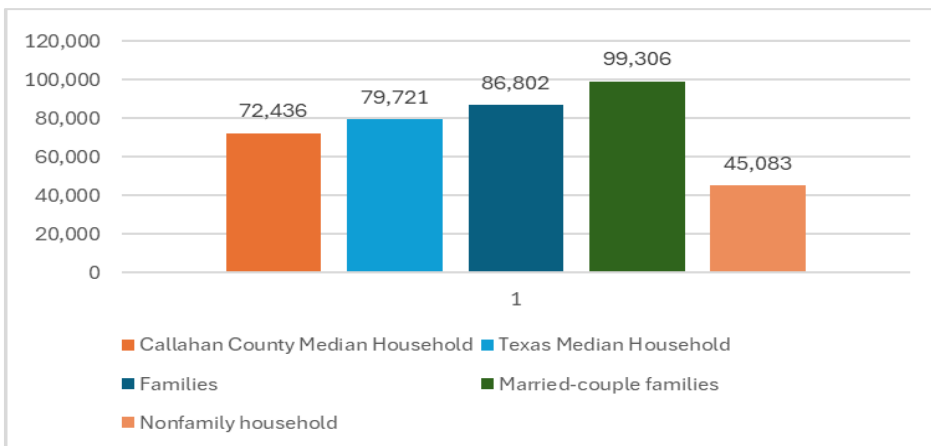
Callahan County Median Household : 72,436
 Texas Median Household: 79,721

Families: 86,802
 Married-couple families: 99,306
 Nonfamily household: 45,083

Poverty

Callahan County Poverty- 9.6%
 Texas Poverty- 13.4%

Poverty by Age for Callahan County
 Under 18 years 11.6%
 18 to 64 years 10.5%
 65 years and over 5.0%



Independent School Districts

Baird ISD

P.O. Box 1147
Baird Texas 79504
Phone: 325-854-1400

Clyde ISD

P.O. Box 479
Clyde , Texas 79510
Phone: 325-893-4222

Cross Plains ISD

700 N. Main Street
Cross Plains, Texas 76443
Phone: 254-725-6121

Eula ISD

6040 FM 603
Clyde, Texas 79510
Phone: 325-529-3186

Resources Available: Victim Service, Juvenile Services, Mental Health, or Law

Name of Agency	Agency Type	Description
Callahan County Sheriff's Office	County	Law Enforcement
Clyde Police Department	Local	Law Enforcement
Cross Plains Police Department	Local	Law Enforcement
West Central Texas Law Enforcement Academy	Regional	Law Enforcement Training
Noah Project Inc.	Victim Services	Family Violence
Regional Crime Victim Crisis Center(RCVCC)	Victim Services	All Victims of Violent Crime
Legal Aid of Northwest Texas Inc-Abilene Branch Office	Private	Legal Services to Victims of Domestic Violence
Betty Hardwick Center	Private	Mental Health/Mental Health Authority

Coleman County, Texas

Population: 7,684

Source: <https://data.census.gov>



County Judge: Billy Bledsoe

Address: 100 West Live Oak, Ste 203

Coleman Texas 76834

Phone: 325-625-4218

Fax: 325-625-4221

County Sheriff: Les Cogdill

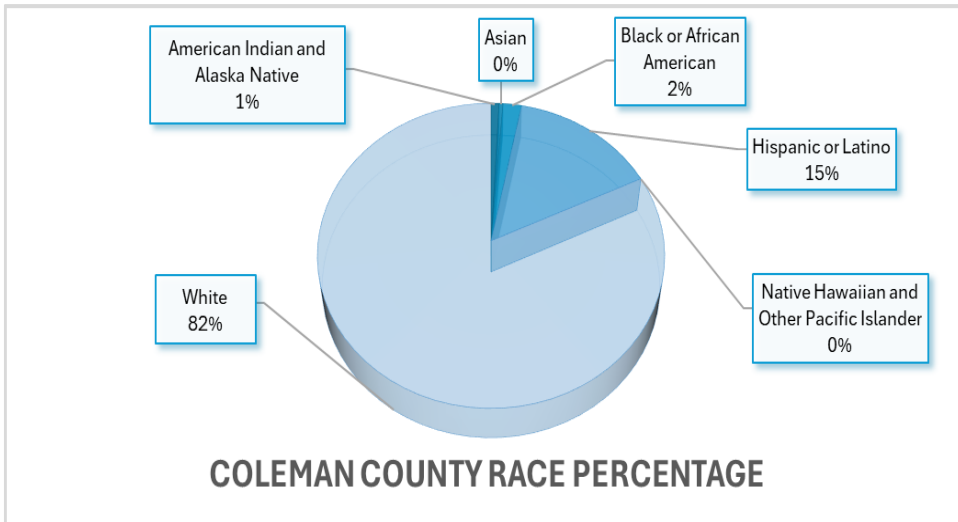
Address: 965 North S 283

Coleman, Texas 76834

Phone: 325-625-3506

Fax: 325-625-3509

Population



Ethnicity

Not Hispanic or Latino- 6,013
 Some Other Race- 334
 Two or More Races- 520

Race

White- 6,582
 Hispanic or Latino- 1,192
 Black or African American- 151
 Asian- 32
 American Indian and Alaska Native- 65
 Native Hawaiian and Other Pacific Islander- 0

Source: <https://data.census.gov>

Income and Poverty

Income and Earnings

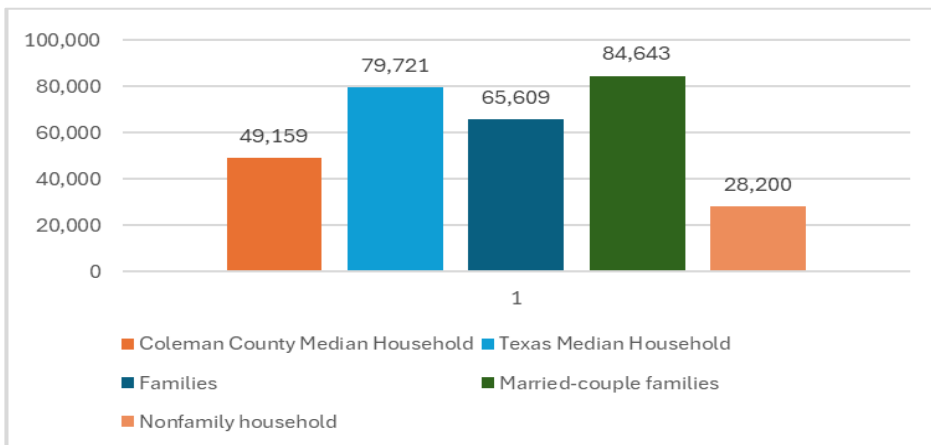
Coleman County Median Household : 49,159
 Texas Median Household: 79,721

Families: 65,609
 Married-couple families: 84,643
 Nonfamily household: 28,200

Poverty

Coleman County Poverty- 19.6%
 Texas Poverty- 13.4%

Poverty by Age for Coleman County
 Under 18 years 25.3%
 18 to 64 years 20.5%
 65 years and over 13.5%



Independent School Districts

Coleman ISD

P.O. Box 900
Coleman, Texas 76834
Phone: 325-625-3575

Panther Creek CISD

129 PR 3421
Valera, Texas 76884
Phone: 325-357-4506

Santa Anna ISD

701 Bowie Street
Santa Anna, Texas 76878
Phone: 325-348-3136

Resources Available: Victim Service, Juvenile Services, Mental Health, or Law

Name of Agency	Agency Type	Description
Coleman County Sheriff's Office	County	Law Enforcement
Coleman Police Department	Local	Law Enforcement
Santa Anna Police Department	Local	Law Enforcement
West Central Texas Law Enforcement Academy	Regional	Law Enforcement Training
The Ark Domestic Violence Shelter	Victim Services	Family Violence
Legal Aid of Northwest Texas Inc-Abilene Branch Office	Private	Legal Services to Victims of Domestic Violence
Regional Crime Victim Crisis Center (RCVCC)	Victim Services	All Victims of Violent Crime
Center for Life Resources	Private	Mental Health Authority/Mental Retardation Authority

Comanche County, Texas

Population: 13,594

Source: <https://data.census.gov>



County Judge: Stephanie Davis

Address: 101 West Central

Comanche, Texas 76442

Phone: 325-356-2466

Fax: 325-356-3710

County Sheriff: Chris Pounds

Address: 300 Industrial Blvd

Comanche, Texas 76442

Phone: 325-356-7533

Fax: 325-356-3783

Comanche County, Texas

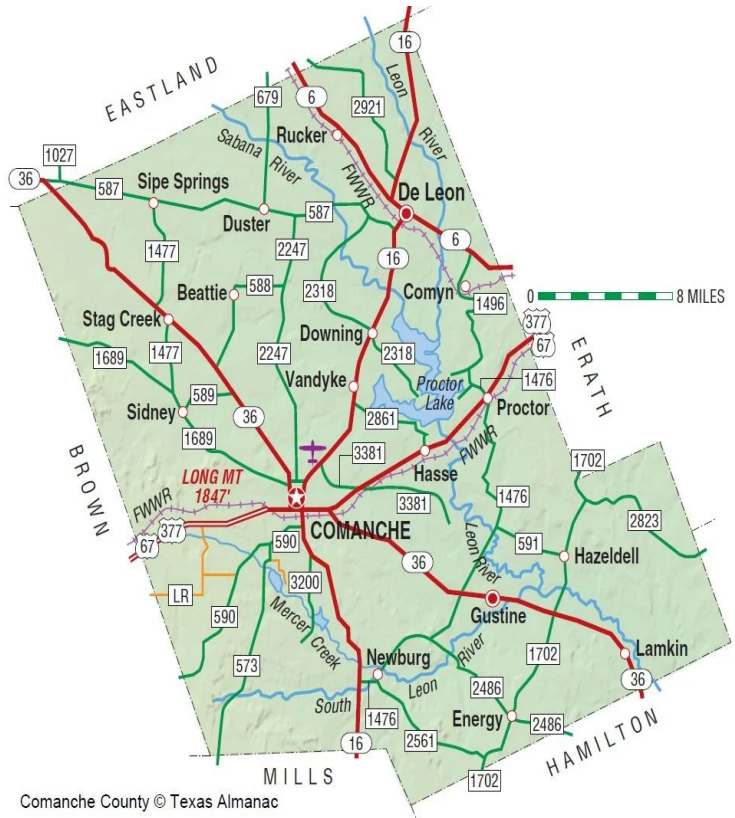
Comanche County is a county located on the Edwards Plateau in Central Texas. As of the 2020 census, its population was 13,594. The county seat is Comanche. The county was founded in 1856 and is named for the Comanche Native American tribe.

Comanche County is 950 square miles:

Land: 939 square miles

Water Area: 11 square miles

Source: <https://en.wikipedia.org/>

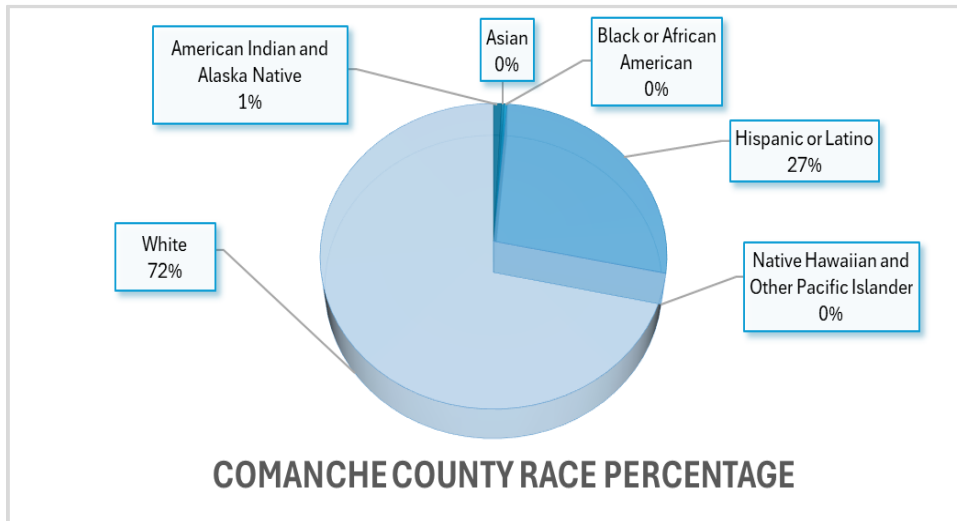


Comanche County © Texas Almanac

Cities /Towns

<p><u>Comanche</u> Mayor: Mary Boyd Address: 203 W. Wrights Avenue Comanche, Texas 76442 Phone: 325-356-2616</p> <p>Population: 4,211</p> <p>Chief of Police: Kelly Davis</p>	<p><u>De Leon</u> Mayor: Jan Grisham Address: P.O. Box 318 Deleon, Texas 76444 Phone: 254-734-5866</p> <p>Population: 2,258</p> <p>Chief of Police: None</p>
<p><u>Gustine</u> Mayor: Ken Huey Address: P.O. Box 145 Gustine, Texas 76455 Phone: 325-667-7933</p> <p>Population: 392</p> <p>Chief of Police: None</p>	

Population



Ethnicity

Not Hispanic or Latino- 9,197
 Some Other Race- 1,421
 Two or More Races- 1;673

Race

White- 10,295
 Hispanic or Latino- 3,867
 Black or African American- 48
 Asian- 38
 American Indian and Alaska Native- 116
 Native Hawaiian and Other Pacific Islander- 3

Source: <https://data.census.gov>

Income and Poverty

Income and Earnings

Comanche County Median Household : 59,635
 Texas Median Household: 79,721

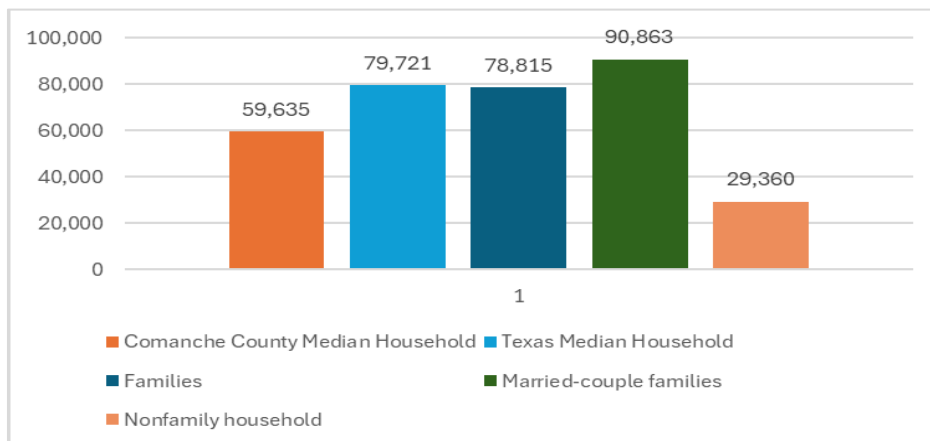
Families: 78,815
 Married-couple families: 90,863
 Nonfamily household: 29,360

Poverty

Comanche County Poverty- 16.2%
 Texas Poverty- 13.4%

Poverty by Age for Comanche County

Under 18 years 25.7%
 18 to 64 years 12.4%
 65 years and over 15.4%



Independent School Districts

Comanche ISD

1414 N. Austin
Comanche, Texas 76442
Phone: 325-356-2727

De Leon ISD

601 N. Johnson Street
De Leon, Texas 76444
Phone: 254-893-8210

Gustin ISD

503 W. Main
Gustine, Texas 76455
Phone: 325-667-7303

Sidney ISD

P.O. Box 190
Sidney, Texas 76474
Phone: 254-842-5500

Resources Available: Victim Service, Juvenile Services, Mental Health, or Law

Name of Agency	Agency Type	Description
Comanche County Sheriff's Office	County	Law Enforcement
Comanche Police Department	Local	Law Enforcement
West Central Texas Law Enforcement Academy	Regional	Law Enforcement Training
The Ark Domestic Violence Shelter	Victim Services	Family Violence
Cross Timbers Family Service Inc.	Private	Domestic Violence, Sexual Assault, Child Abuse
Legal Aid of Northwest Texas Inc-Abilene Branch Office	Private	Legal Services to Victims of Domestic Violence
Center for Life Resources	Private	Mental Health Authority/Mental Retardation Authority
Comanche County Juvenile Probation	County	Sex Offender Counseling, Electronic Monitoring, Intensive Supervision, Substance Abuse Counseling

Eastland County, Texas

Population: 17,725

Source: <https://data.census.gov>



County Judge: David Hullum
Address: 100 W. Main , Suite 203
Eastland, Texas 76448
Phone: 254-629-1263
Fax: 254-629-6090

County Sheriff: Jason Weger
Address: 201 W. White Street
Eastland, Texas 76448
Phone: 254-629-1774
Fax: 254-629-2500

Eastland County, Texas

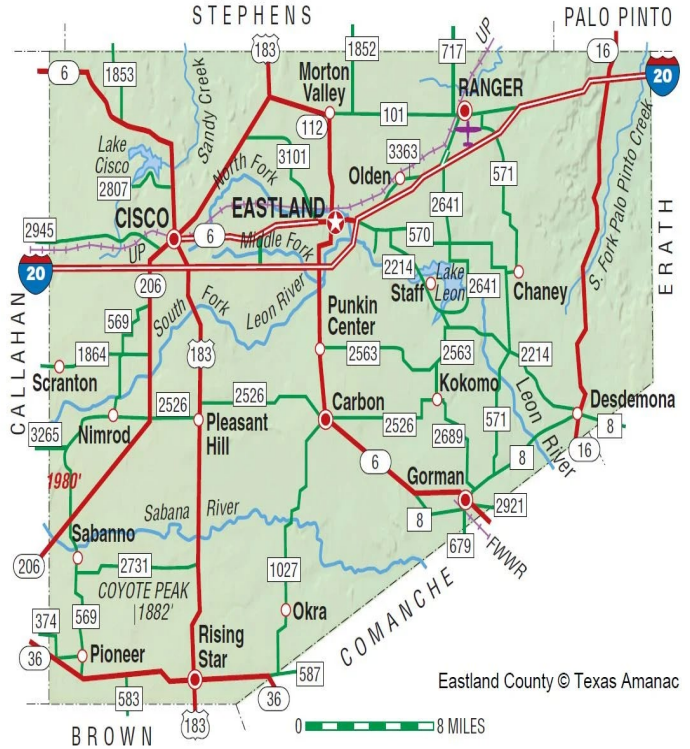
Eastland County is a county located in central West Texas. As of the 2020 census, its population was 17,725. The county seat is Eastland. The county was founded in 1858 and later organized in 1873. It is named for William Mosby Eastland, a soldier during the Texas Revolution and the only officer to die as a result of the "Black Bean executions" of the Mier Expedition.

Eastland County is 932 square miles:

Land: 926.5 square miles

Water Area: 5.4 square miles

Source: <https://en.wikipedia.org/>



Eastland County © Texas Amanac

Cities /Towns

Carbon

Mayor: Corey Hull
 Address: P.O. Box 414
 Carbon, Texas 76435
 Phone: 254-334-1600

Population: 281

Chief of Police: None

Cisco

Mayor: Stephen Forester
 Address: P.O. Box 110
 Cisco Texas 76437
 Phone: 254-442-2111

Population: 3,883

Chief of Police: Kenneth Preston

Eastland

Mayor: Larry Vernon
 Address: P.O. Box 749
 Eastland, Texas 76448
 Phone: 254-629-8321

Population: 3,609

Chief of Police: Tim Pitts

Gorman

Mayor: David Perry
 Address: P.O. Box 236
 Gorman, Texas 76454
 Phone: 254-734-2317

Population: 976

Chief of Police: Steven Anderson

Ranger

Mayor: Charlie Archer
 Address: 400 W. Main Street
 Ranger, Texas 76470
 Phone: 254-647-3522

Population: 2,300

Chief of Police: Charlie Rodriguez

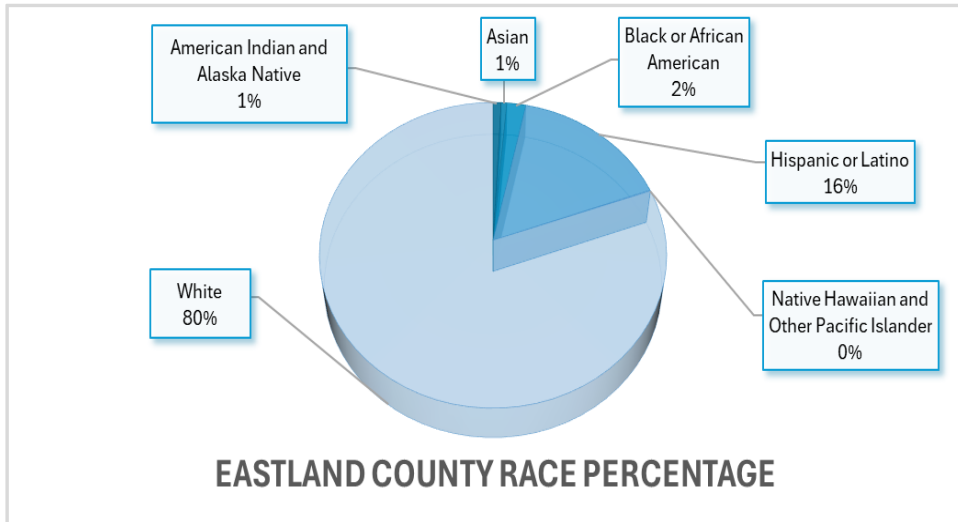
Rising Star

Mayor: Betsy Herron
 Address: P.O. Box 35
 Rising Star, Texas 76471
 Phone: 254-643-4261

Population: 756

Chief of Police: None

Population



Ethnicity

Not Hispanic or Latino- 13,653
 Some Other Race- 963
 Two or More Races- 1,459

Race

White- 14,677
 Hispanic or Latino- 2,934
 Black or African American- 356
 Asian- 104
 American Indian and Alaska Native- 150
 Native Hawaiian and Other Pacific Islander- 16

Source: <https://data.census.gov>

Income and Poverty

Income and Earnings

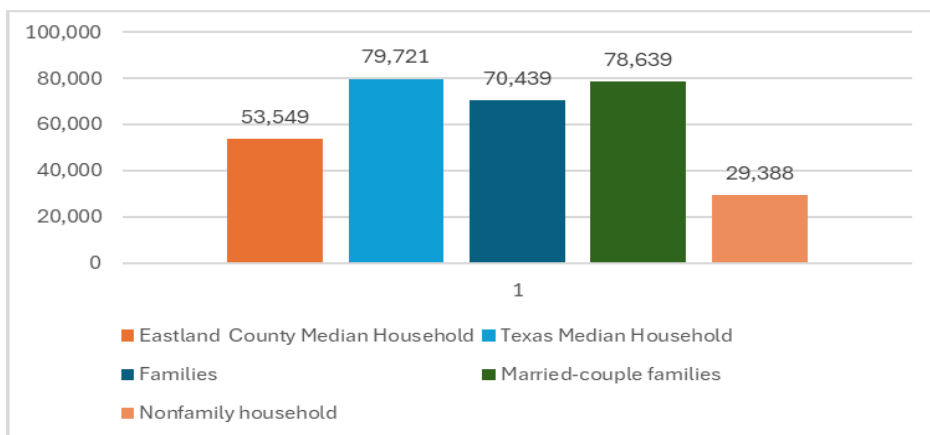
Eastland County Median Household : 53,549
 Texas Median Household: 79,721

Poverty

Eastland County Poverty- 16.2%
 Texas Poverty- 13.4%

Families: 70,439
 Married-couple families: 78,639
 Nonfamily household: 29,388

Poverty by Age for Eastland County
 Under 18 years 22%
 18 to 64 years 15.1%
 65 years and over 13.2%



Independent School Districts

Cisco ISD

P. O. Box 1645
Cisco, Texas 76437
Phone: 254-442-3056

Eastland ISD

P.O. Box 31
Eastland, Texas 76448
Phone: 254-631-5120

Gorman ISD

P.O. Box 8
Gorman, Texas 76454
Phone: 254-734-3171

Ranger ISD

1842 Loop 254 E
Ranger, Texas 76470
Phone: 254-647-1187

Rising Star ISD

P. O. Box 37
Rising Star, Texas 76471
Phone: 254-643-2717

Resources Available: Victim Service, Juvenile Services, Mental Health, or Law

Name of Agency	Agency Type	Description
Eastland County Sheriff's Office	County	Law Enforcement
Cisco Police Department	Local	Law Enforcement
Eastland Police Department	Local	Law Enforcement
Gorman Police Department	Local	Law Enforcement
Ranger Police Department	Local	Law Enforcement
West Central Texas Law Enforcement Academy	Regional	Law Enforcement Training
Cross Timbers Family Service, Inc.	Private	Domestic Violence, Sexual Assault, Child Abuse
Noah Project Inc.	Victim Services	Family Violence
Eastland County Crisis Center, Inc.	Victim Services	Victims of Domestic Violence, Sexual Assault
Legal Aid of Northwest Texas Inc-Abilene Branch Office	Private	Legal Services to Victims of Domestic Violence
Center for Life Resources	Private	Mental Health Authority/Mental Retardation Authority
Eastland County Juvenile Probation	County	Sex Offender Counseling, Electronic Monitoring, Intensive Supervision, Substance Abuse Counseling

Fisher County, Texas

Population: 3,672

Source: <https://data.census.gov>



County Judge: Kent Holt

Address: P.O. Box 306

Roby, Texas 76543

Phone: 325-776-2151

Fax: 325-776-2815

County Sheriff: Pat Dickson

Address: 207 N 1st Street

Roby, Texas 79543

Phone: 325-776-2273

Fax: 325-776-3269

Fisher County, Texas

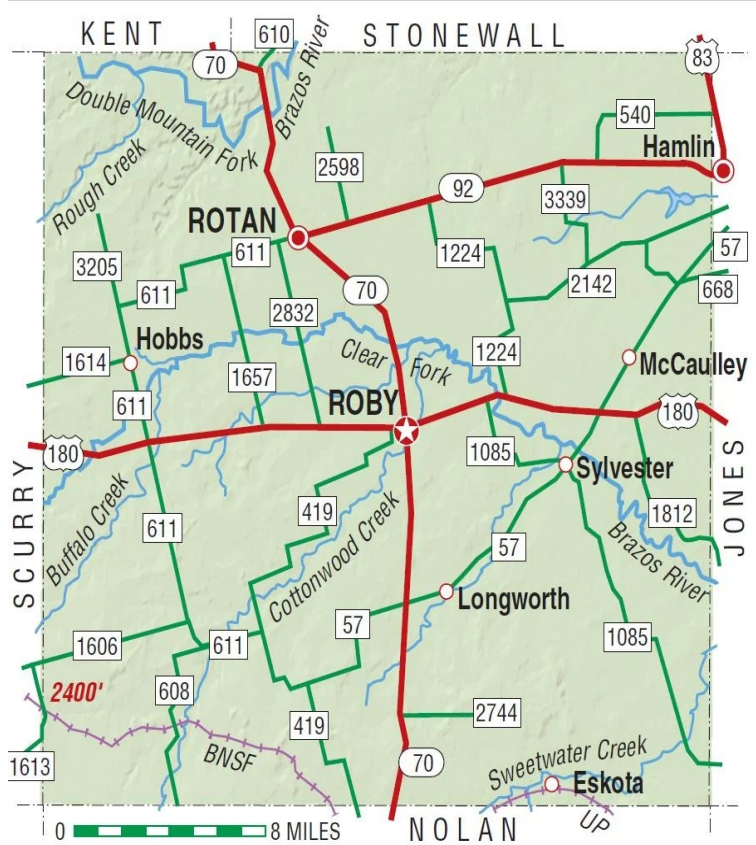
Fisher County is a county located in the U. S. state of Texas. As of the 2020 census, its population was 3,672. The county seat is Roby. The county was created in 1876 and later organized in 1886. It is named for Samuel Rhoads Fisher, a signer of the Texas declaration of Independence and a secretary of the navy of the Republic of Texas.

Fisher County is 902 square miles:

Land: 899 square miles

Water Area: 2.8 square miles

Source: <https://en.wikipedia.org/>



Cities / Towns

Roby

Mayor: Eli Sepeda
Address: P.O. Box 170
Roby, Texas 79543
Phone: 325-776-2271

Population: 591

Chief of Police: None

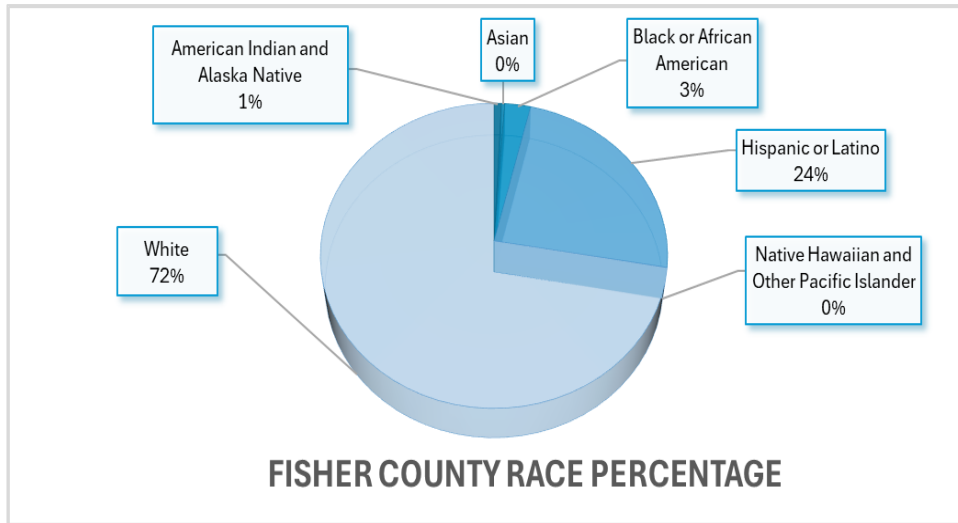
Rotan

Mayor: Zach Johnson
Address: 302 W. Sammy Baugh
Rotan, Texas 79546
Phone: 325-735-2251

Population: 1,332

Chief of Police: None

Population



Ethnicity

Not Hispanic or Latino- 2,496
 Some Other Race- 254
 Two or More Races- 344

Race

White- 2,921
 Hispanic or Latino- 973
 Black or African American- 107
 Asian- 14
 American Indian and Alaska Native- 30
 Native Hawaiian and Other Pacific Islander- 2

Source: <https://data.census.gov>

Income and Poverty

Income and Earnings

Fisher County Median Household : 65,533
 Texas Median Household: 79,721

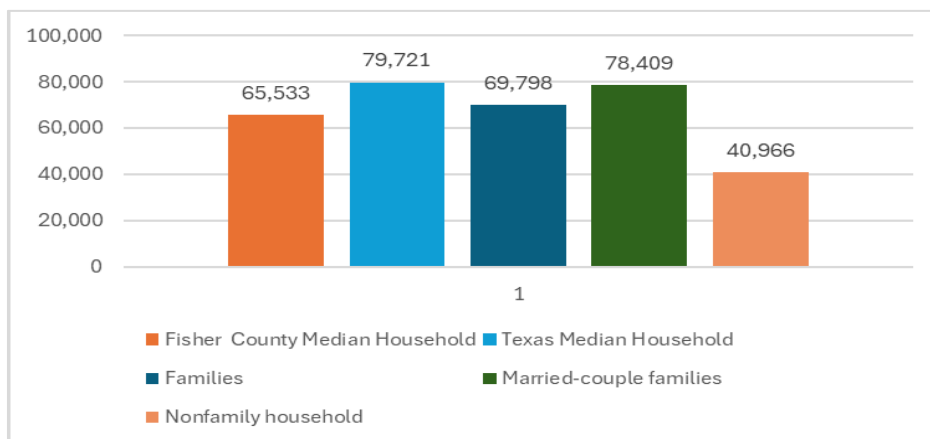
Families: 69,798
 Married-couple families: 78,409
 Nonfamily household: 40,966

Poverty

Fisher County Poverty- 13.7%
 Texas Poverty- 13.4%

Poverty by Age for Fisher County

Under 18 years 16.3%
 18 to 64 years 13.7%
 65 years and over 11.0%



Independent School Districts

Roby ISD

P. O. Box 519
Roby, Texas 79543
Phone: 325-776-2222

Rotan ISD

102 N. McKinley Avenue
Rotan, Texas 79546
Phone: 325-735-2332

Resources Available: Victim Service, Juvenile Services, Mental Health, or Law

Name of Agency	Agency Type	Description
Fisher County Sheriff's Office	County	Law Enforcement
West Central Texas Law Enforcement Academy	Regional	Law Enforcement Training
Gateway Family Services, Inc.	Victim Services	Family Violence, Sexual Assault
Legal Aid of Northwest Texas Inc-Abilene Branch Office	Private	Legal Services to Victims of Domestic Violence
West Texas Centers for MHMR	Private	Mental Health Authority/Mental Retardation Authority

Haskell County, Texas

Population: 5,416

Source: <https://data.census.gov>



County Judge: Kenny Thompson

Address: 1 Avenue D
Haskell, Texas 79521
Phone: 940-864-2851
Fax: 940-864-5722

County Sheriff: Conrad Saucedo

Address: 507 South 2nd Street
Haskell, Texas 79521
Phone: 940-864-2345
Fax: 940-864-2872

Haskell County, Texas

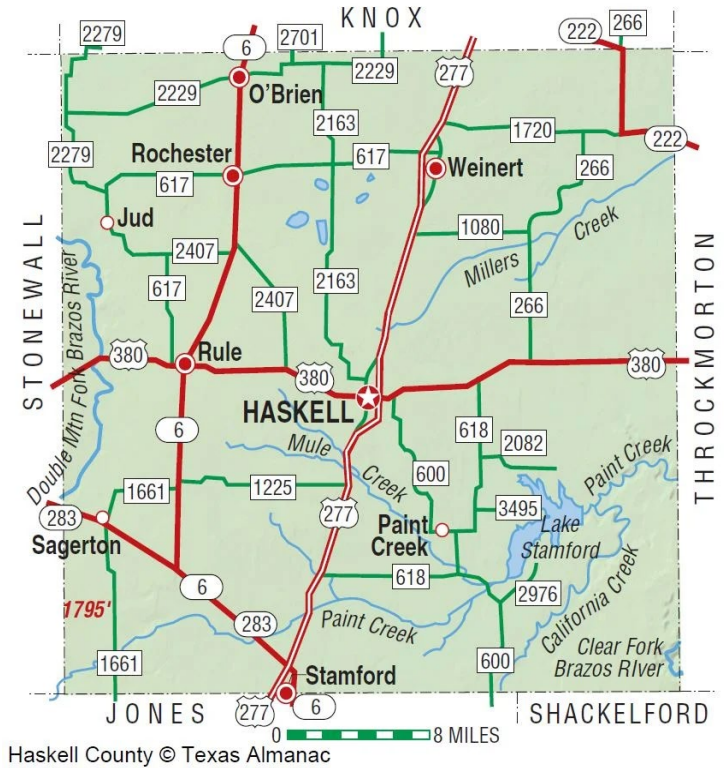
Haskell County is a county located in the U.S. state of Texas. As of the 2020 census, its population was 5,416. The county seat is Haskell. The county was created in 1858 and later organized in 1885. It is named for Charles Ready Haskell, who was killed in the Goliad massacre.

Haskell County is 910 square miles:

Land: 903 square miles

Water Area: 7.1 square miles

Source: <https://en.wikipedia.org/>



Cities / Towns

Haskell

Mayor: Christina Isbell
 Address: P.O. Box 1003
 Haskell, Texas 79521
 Phone: 940-864-2333

Population: 3,089

Chief of Police: Ken Barnett

O'Brien

Mayor: Chris Casillas
 Address: P.O. Box 38
 O'Brien, Texas 79539
 Phone: 940-658-1144

Population: 91

Chief of Police: None

Rochester

Mayor: Marvin Stegemoeller
 Address: P.O. Box 186
 Rochester, Texas 79544
 Phone: 940-742-3411

Population: 248

Chief of Police: None

Rule

Mayor: Delle Watkins
 Address: P.O. Box 607
 Rule, Texas 79547
 Phone: 940-996-2214

Population: 561

Chief of Police: None

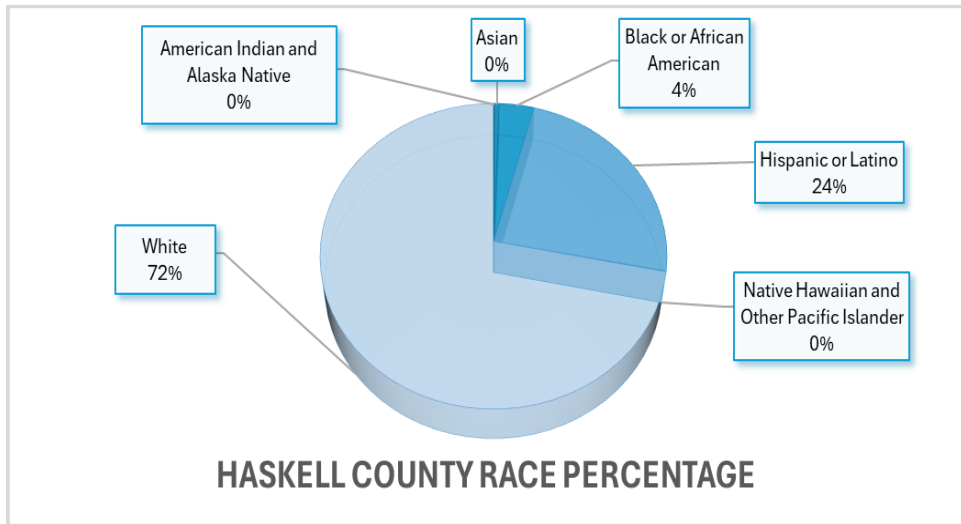
Weinert

Mayor: Doug Carroll
 Address: P.O. Box 248
 Weinert, Texas 76388
 Phone: 940-673-8223

Population: 172

Chief of Police: None

Population



Ethnicity

Not Hispanic or Latino- 3,628
 Some Other Race- 536
 Two or More Races- 466

Race

White- 4,132
 Hispanic or Latino- 1,377
 Black or African American- 205
 Asian- 28
 American Indian and Alaska Native- 44
 Native Hawaiian and Other Pacific Islander- 5

Source: <https://data.census.gov>

Income and Poverty

Income and Earnings

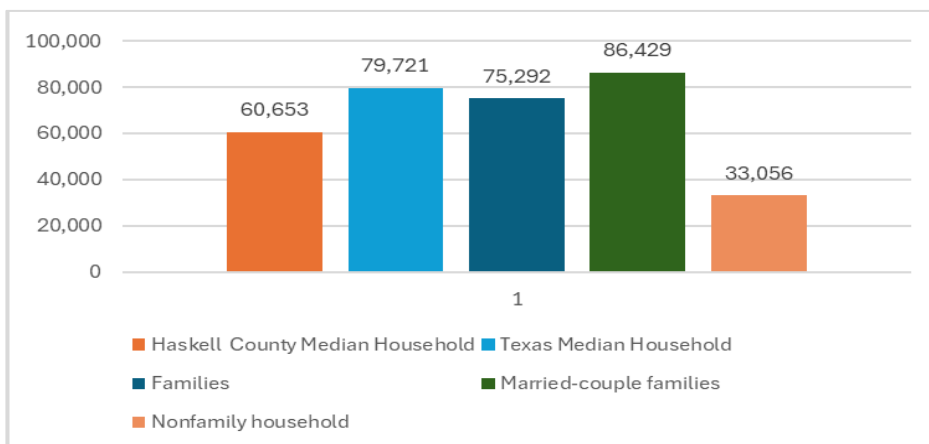
Haskell County Median Household : 60,653
 Texas Median Household: 79,721

Poverty

Haskell County Poverty- 16.6%
 Texas Poverty- 13.4%

Families: 75,292
 Married-couple families: 86,429
 Nonfamily household: 33,056

Poverty by Age for Haskell County
 Under 18 years 19.9%
 18 to 64 years 17.3%
 65 years and over 11.8%



Independent School Districts

Haskell ISD

P. O. Box 937
 Haskell, Texas 79521
 Phone: 940-864-2602

Paint Creek ISD

4485 FM 600
 Haskell, Texas 79521
 Phone: 940-864-2868

Rule ISD

P.O. Box 307
 Rule, Texas 79547
 Phone: 940-997-2521

Resources Available: Victim Service, Juvenile Services, Mental Health, or Law

Name of Agency	Agency Type	Description
Haskell County Sheriff's Office	County	Law Enforcement
Haskell Police Department	Local	Law Enforcement
Stamford Police Department	Local	Law Enforcement
Gorman Police Department	Local	Law Enforcement
West Central Texas Law Enforcement Academy	Regional	Law Enforcement Training
Noah Project Inc. (Haskell)	Victim Services	Family Violence
Regional Crime Victim Crisis Center (RCVCC)	Victim Services	Family Violence
Legal Aid of Northwest Texas Inc-Abilene Branch Office	Private	Legal Services to Victims of Domestic Violence
Helen Farabee Regional MHMR Centers	MHMR Services	Mental Health Authority/Mental Retardation Authority
Haskell County Juvenile Probation Dept	County	Sex Offender Treatment

Jones County, Texas

Population: 19,663

Source: <https://data.census.gov>



County Judge: Dale Spurgin

Address: P.O. Box 148

Anson, Texas 79501

Phone: 325-823-3741

Fax: 325-823-4223

County Sheriff: Danny Jimenez

Address: 402 2nd Street

Anson, Texas 79501

Phone: 325-823-3201

Fax: 325-823-2099

Jones County, Texas

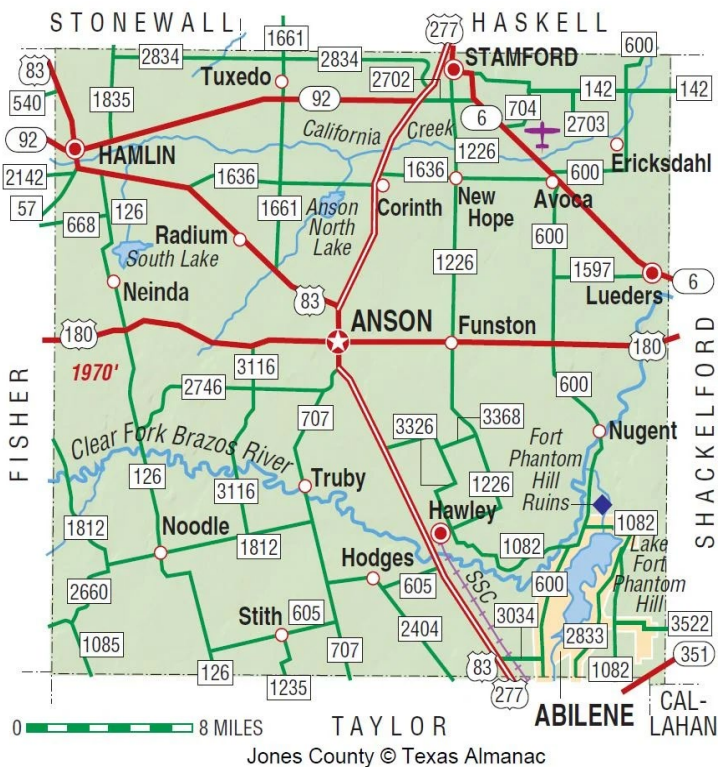
Jones County is a county located in the U.S. state of Texas. As of the 2020 census, its population was 19,663. Its county seat is Anson. The county was created in 1858 and organized in 1881. Both the county and its county seat are named for Anson Jones, the fourth and final president of the Republic of Texas.

Jones County is 937 square miles:

Land: 928.6 square miles

Water Area: 8.5 square miles

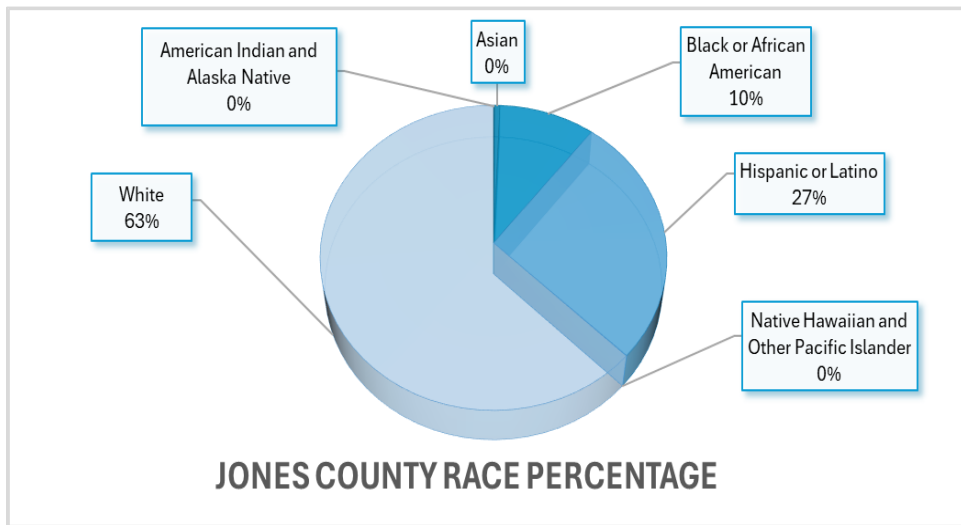
Source: <https://en.wikipedia.org/>



Cities / Towns

<p><u>Anson</u> Mayor: David Bailey Address: 1314 Commercial Ave Anson, Texas 79501 Phone: 325-823-2411</p> <p>Population: 2,294</p> <p>Chief of Police: Daniel Graziose</p>	<p><u>Hamlin</u> Mayor: Tucker Teague Address: P.O. Box 157 Hamlin, Texas 79520 Phone: 325-576-2711</p> <p>Population: 1,831</p> <p>Chief of Police: Jay Strong</p>	<p><u>Hawley</u> Mayor: Billy Richardson Address: P.O. Box 649 Hawley, Texas 79525 Phone: 325-537-9528</p> <p>Population: 545</p> <p>Chief of Police: Chris Davis</p>
<p><u>Lueders</u> Mayor: Benson Jarvis Address: P.O. Box 277 Lueders, Texas 79533 Phone: 325-228-4522</p> <p>Population: 258</p> <p>Chief of Police: None</p>	<p><u>Stamford</u> Mayor: James Decker Address: P.O. Drawer 191 Stamford, Texas 79553 Phone: 325-773-2591</p> <p>Population: 2,907</p> <p>Chief of Police: Darwin Huston</p>	

Population



Ethnicity

Not Hispanic or Latino- 11,485
 Some Other Race- 2,974
 Two or More Races- 1,522

Race

White- 12,902
 Hispanic or Latino- 5,504
 Black or African American- 2,024
 Asian- 114
 American Indian and Alaska Native- 20
 Native Hawaiian and Other Pacific Islander- 7

Source: <https://data.census.gov>

Income and Poverty

Income and Earnings

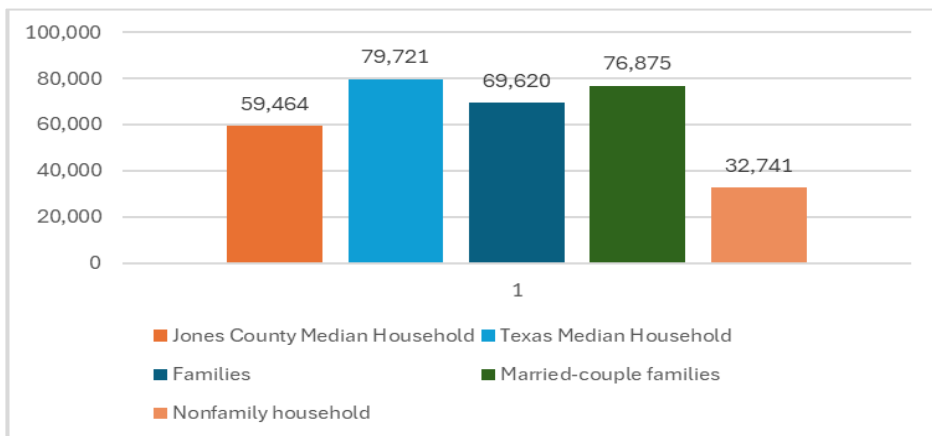
Jones County Median Household : 59,464
 Texas Median Household: 79,721

Poverty

Jones County Poverty- 14.1%
 Texas Poverty- 13.4%

Families: 69,620
 Married-couple families: 76,875
 Nonfamily household: 32,741

Poverty by Age for Jones County
 Under 18 years 15.4%
 18 to 64 years 14.2%
 65 years and over 12.2%



Independent School Districts

Anson ISD

1431 S. Commercial St.
Anson, Texas 79501
Phone: 325-823-3671

Hamlin ISD

P.O. Box 338
Hamlin, Texas 79520
Phone: 325-576-2722

Hawley ISD

P.O. Box 440
Hawley, Texas 79525
Phone: 325-537-2214

Lueders-Avoca ISD

334 McHarg
Lueders, Texas 79533
Phone: 325-228-4211

Stamford ISD

507 S. Orient Street
Stamford, Texas 79553
Phone: 325-773-2705

Resources Available: Victim Service, Juvenile Services, Mental Health, or Law

Name of Agency	Agency Type	Description
Jones County Sheriff's Office	County	Law Enforcement
Anson Police Department	Local	Law Enforcement
Hamlin Police Department	Local	Law Enforcement
Hawley Police Department	Local	Law Enforcement
Stamford Police Department	Local	Law Enforcement
West Central Texas Law Enforcement Academy	Regional	Law Enforcement Training
Noah Project, Inc. (Haskell)	Victim Services	Family Violence
Regional Crime Victim Crisis Center (RCVCC)	Victim Services	All Victims of Violent Crime
Legal Aid of Northwest Texas Inc-Abilene Branch Office	Private	Legal Services to Victims of Domestic Violence
Betty Hardwick Center	Private	Mental Health Authority/Mental Retardation Authority
Jones County Juvenile Probation Department	County	Behavioral Health, Early Intervention/First Referral, Community Service/Restitution, Substance Abuse Prevention/Intervention

Kent County, Texas

Population: 753

Source: <https://data.census.gov>



County Judge: Layne Coulter

Address: P.O. Box 6
Jayton, Texas 79528
Phone: 806-237-3373
Fax: 806-237-2632

County Sheriff: William Scogin

Address: 227 S. Main Street
Jayton, Texas 79528
Phone: 806-237-3801
Fax: 806-237-3306

Kent County, Texas

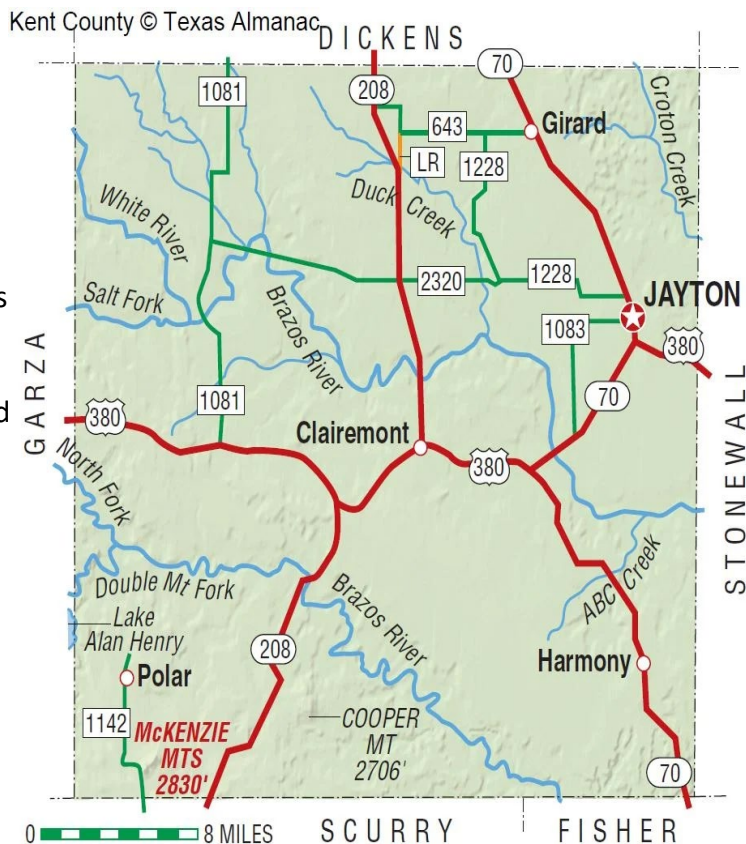
Kent County located in the state's northwest, was established in 1876 and named for Alamo defender Andrew Kent. As of 2020, the county had a population of 753, with Jayton serving as the county seat. The county is known for its agricultural roots, specifically in oil, cotton, and ranching.

Kent County is 903 square miles:

Land: 902.5 square miles

Water Area: 0.4 square miles

Source: <https://en.wikipedia.org/>



Cities /Towns

Jayton

Mayor: Joseph Buerkle

Address: P.O. Box 46

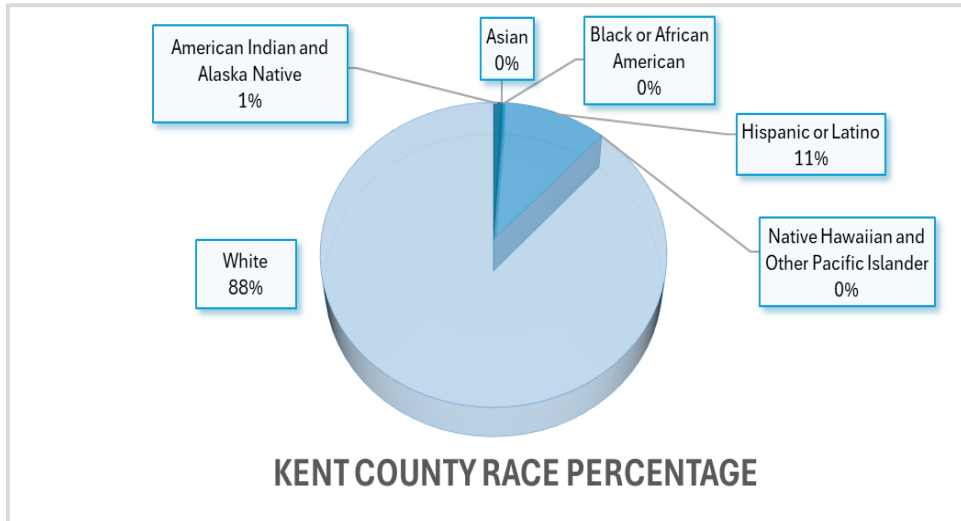
Jayton, Texas 79528

Phone: 806-237-3822

Population: 511

Chief of Police: None

Population



Ethnicity

Not Hispanic or Latino- 657
 Some Other Race- 31
 Two or More Races- 37

Race

White- 676
 Hispanic or Latino- 81
 Black or African American- 2
 Asian- 1
 American Indian and Alaska Native- 6
 Native Hawaiian and Other Pacific Islander- 0

Source: <https://data.census.gov>

Income and Poverty

Income and Earnings

Kent County Median Household : 72,889
 Texas Median Household: 79,721

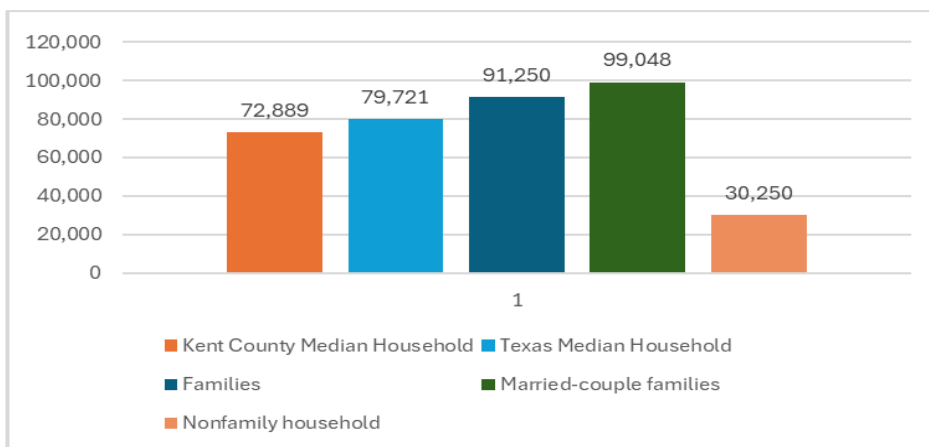
Poverty

Kent County Poverty- 9.9%
 Texas Poverty- 13.4%

Families: 91,250
 Married-couple families: 99,048
 Nonfamily household: 30,250

Poverty by Age for Kent County

Under 18 years 0%
 18 to 64 years 14.0%
 65 years and over 6.7%



Jayton\Girard ISD

P.O. Box 168
 Jayton, Texas 79528
 Phone: 806-237-2991

Resources Available: Victim Service, Juvenile Services, Mental Health, or Law

Name of Agency	Agency Type	Description
Kent County Sheriff’s Office	County	Law Enforcement
West Central Texas Law Enforcement Academy	Regional	Law Enforcement Training
Gateway Family Services, Inc.	Victim Services	Family Violence, Sexual Assault
Legal Aid of Northwest Texas Inc-Lubbock Branch Office	Private	Legal Services to Victims of Domestic Violence
West Texas Centers for MHMR	Private	Mental Health Authority/Mental Retardation Authority

Knox County, Texas

Population: 3,353

Source: <https://data.census.gov>



County Judge: Larry Welch

Address: P.O. Box 77
Benjamin, Texas 79505
Phone: 940-459-2191
Fax: 940-459-2022

County Sheriff: Christopher Mendoza

Address: P. O. Box 257
Benjamin, Texas 79505
Phone: 940-459-2211
Fax: 940-459-2016

Knox County, Texas

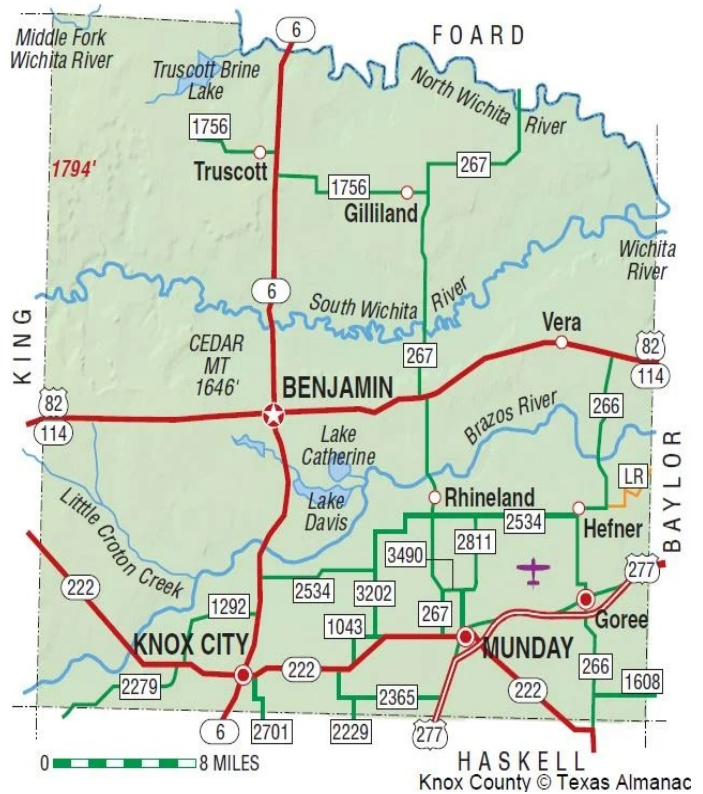
Knox County is a county located in the U.S. state of Texas. As of the 2020 census, its population was 3,353. Its county seat is Benjamin. The county was created in 1858 and later organized in 1886. It is named for Henry Knox, an American Revolutionary War general.

Knox County is 855 square miles:

Land: 850 square miles

Water Area: 4.9 square miles

Source: <https://en.wikipedia.org/>



Cities /Towns

Benjamin

Mayor: Kelsey Tatum
Address: P.O. Box 286
Benjamin, Texas 79505
Phone: 940-459-3131

Population: 196

Chief of Police: None

Knox City

Mayor: Henry Moya
Address: 902 E Main Street
Knox City, Texas 79529
Phone: 940-658-3313

Population: 1,065

Chief of Police: Richard Candelaria

Goree

Mayor: Randall Hibdon
Address: P.O. Box 248
Goree, Texas 76363
Phone: 940-422-5306

Population: 158

Chief of Police: None

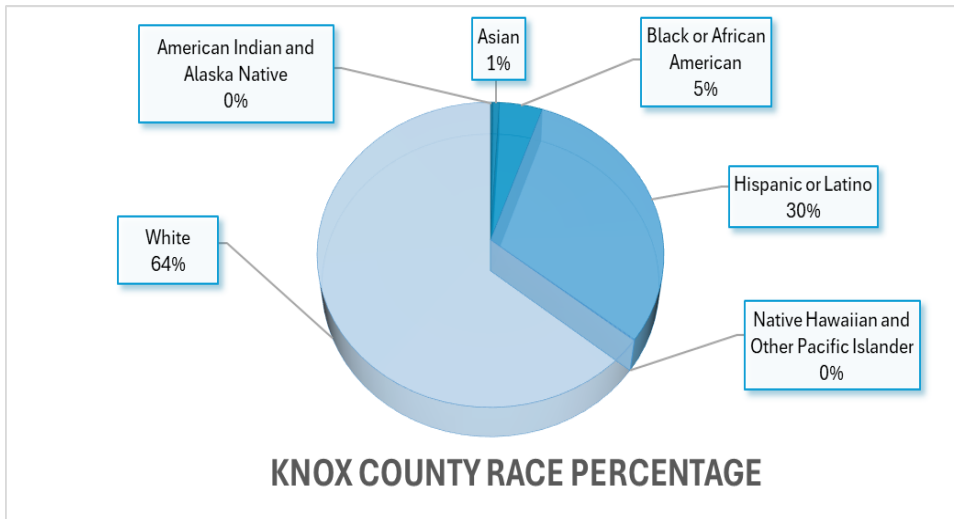
Munday

Mayor: Chris Baker
Address: P.O. Drawer 39
Munday, Texas 76371
Phone: 940-422-4331

Population: 1,246

Chief of Police: Albert DeLeon

Population



Ethnicity

Not Hispanic or Latino- 1,935
 Some Other Race- 454
 Two or More Races- 305

Race

White- 2,393
 Hispanic or Latino- 1,130
 Black or African American- 165
 Asian- 24
 American Indian and Alaska Native- 9
 Native Hawaiian and Other Pacific Islander- 3

Source: <https://data.census.gov>

Income and Poverty

Income and Earnings

Knox County Median Household : 56,667
 Texas Median Household: 79,721

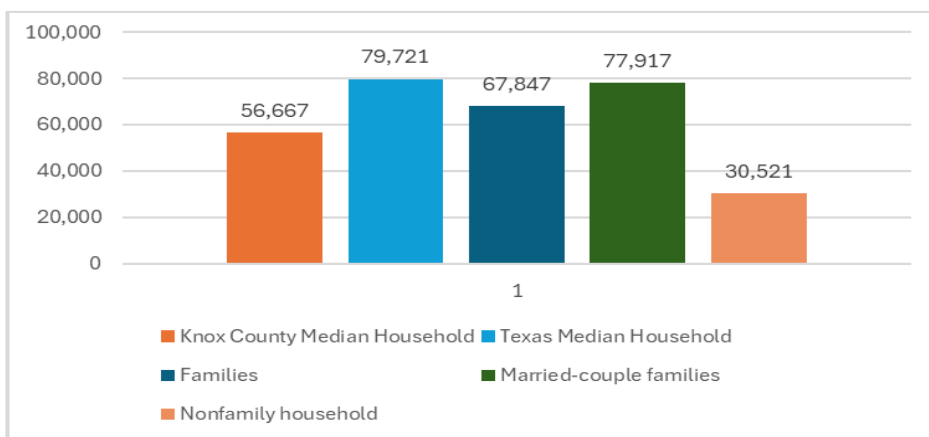
Families: 67,847
 Married-couple families: 77,917
 Nonfamily household: 30,521

Poverty

Knox County Poverty- 15.7%
 Texas Poverty- 13.4%

Poverty by Age for Knox County

Under 18 years 19.8%
 18 to 64 years 14.1%
 65 years and over 14.8%



Independent School Districts

Benjamin ISD

P. O. Box 166
Benjamin, Texas 79505
Phone: 940-459-2231

Knox City-O'Brien ISD

606 E. Main Steet
Knox City, Texas 79529
Phone: 940-657-3521

Munday ISD

P.O. Box 300
Munday, Texas 76371
Phone: 940-422-4321

Resources Available: Victim Service, Juvenile Services, Mental Health, or Law

Name of Agency	Agency Type	Description
Knox County Sheriff's Office	County	Law Enforcement
Knox City Police Department	Local	Law Enforcement
Munday Police Department	Local	Law Enforcement
West Central Texas Law Enforcement Academy	Regional	Law Enforcement Training
Noah Project, Inc. (Haskell)	Victim Services	Family Violence
Helen Farabee Regional MHMR Centers	Mental Health Services	Mental Health Authority/Mental Retardation Authority

Mitchell County, Texas

Population: 8,990

Source: <https://data.census.gov>



County Judge: Mike Redwine

Address: 349 Oak Street
Colorado City, Texas 79512
Phone: 325-728-3481
Fax: 325-728-5322

County Sheriff: Patrick Toombs

Address: 333 Pine Street
Colorado City, Texas 79512
Phone: 325-728-5261
Fax: 325-728-8319

Mitchell County, Texas

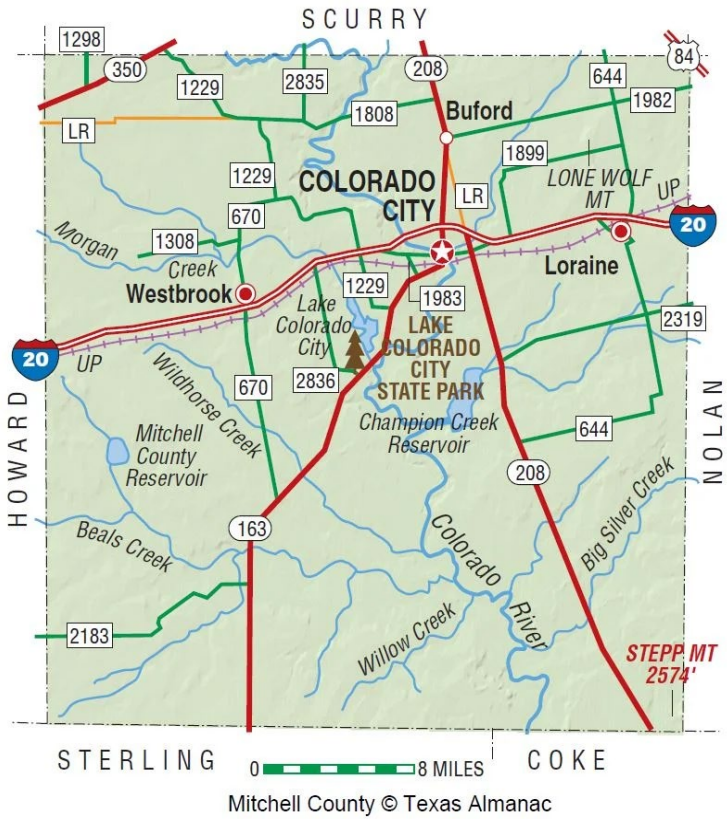
Mitchell County is a county in the U.S. state of Texas. As of the 2020 census, its population was 8,990. Its county seat is Colorado City. The county was created in 1876 and organized in 1881. It is named for Asa and Eli Mitchell, two early settlers and soldiers in the Texas Revolution.

Mitchell County is 916 square miles:

Land: 911 square miles

Water Area: 4.8 square miles

Source: <https://en.wikipedia.org/>



Cities /Towns

Colorado City

Mayor: Ruben Hurt
 Address: P.O. Box 912
 Colorado City, Texas 79512
 Phone: 325-728-3464

Population: 3,991

Chief of Police: Kyle Strickland

Loraine

Mayor: Susanna Epperson
 Address: P.O. Box 7
 Loraine, Texas 79532
 Phone: 325-737-2222

Population: 504

Chief of Police: None

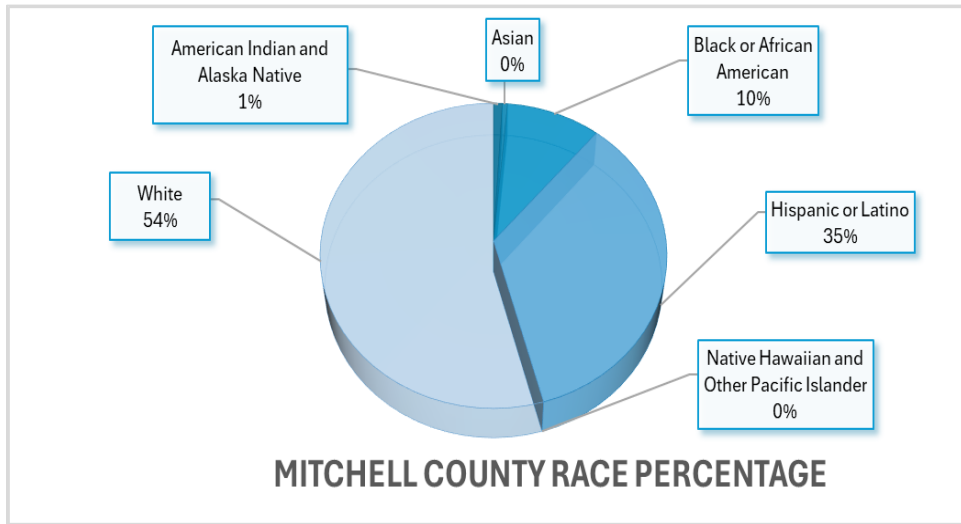
Westbrook

Mayor: Ramiro Fuentes
 Address: P. O. Box 124
 Westbrook, Texas 79565
 Phone: 325-644-3131

Population: 201

Chief of Police: None

Population



Ethnicity

Not Hispanic or Latino- 4,328
 Some Other Race- 1,618
 Two or More Races- 869

Race

White- 5,399
 Hispanic or Latino- 3,454
 Black or African American- 961
 Asian- 54
 American Indian and Alaska Native- 88
 Native Hawaiian and Other Pacific Islander- 1

Source: <https://data.census.gov>

Income and Poverty

Income and Earnings

Mitchell County Median Household : 50,550
 Texas Median Household: 79,721

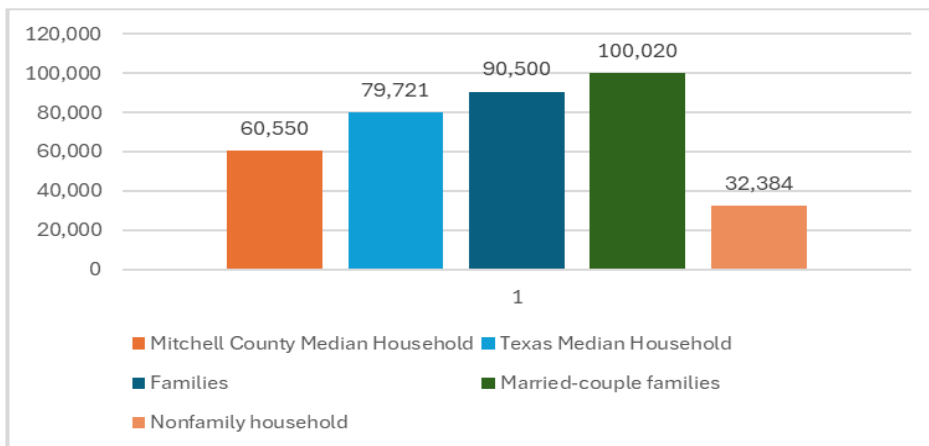
Families: 90,500
 Married-couple families: 100,020
 Nonfamily household: 32,384

Poverty

Mitchell County Poverty- 13.8%
 Texas Poverty- 13.4%

Poverty by Age for Mitchell County

Under 18 years 19.3%
 18 to 64 years 12.4%
 65 years and over 10.7%



Independent School Districts

Colorado City ISD

P. O. Box 1268
Colorado City, Texas 79512
Phone: 325-728-3721

Loraine ISD

P.O. Box 457
Loraine, Texas 79532
Phone: 325-737-2235

Westbrook ISD

P.O. Box 99
Westbrook, Texas 79565
Phone: 325-644-2311

Resources Available: Victim Service, Juvenile Services, Mental Health, or Law

Name of Agency	Agency Type	Description
Mitchell County Sheriff's Office	County	Law Enforcement
Colorado City Police Department	Local	Law Enforcement
West Central Texas Law Enforcement Academy	Regional	Law Enforcement Training
Gateway Family Services, Inc.	Victim Services	Family Violence, Sexual Assault
Legal Aid of Northwest Texas Inc- Abilene Branch Office	Private	Legal Services to Victims of Domestic Violence
West Texas Centers for MHMR	Private	Mental Health Authority/Retardation Authority

Nolan County, Texas

Population: 14,738

Source: <https://data.census.gov>



County Judge: Whitley May
Address: 100 East Third Street
Sweetwater, Texas 79556
Phone: 325-235-2263
Fax: 325-236-9416

County Sheriff: James Villanueva
Address: 211 Avenger Field Road
Sweetwater, Texas 79556
Phone: 325-235-5471
Fax: 325-235-5750

Nolan County, Texas

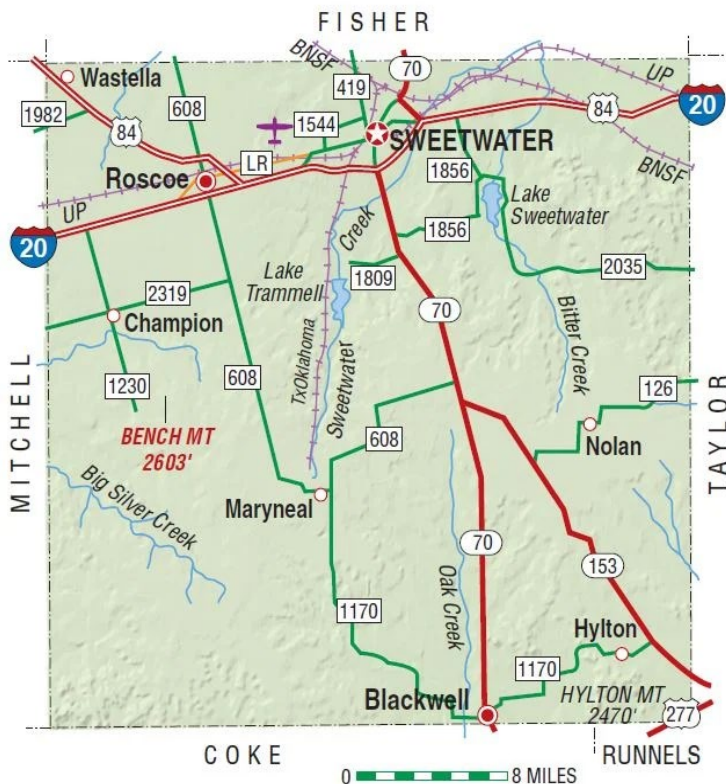
Nolan County is a county located in the west-central region of the U.S. state of Texas. As of the 2020 census, its population was 14,738. Its county seat is Sweetwater. The county was created in 1876 and organized in 1881. It is named for Philip Nolan, one of the first American traders to visit Texas.

Nolan County is 914 square miles:

Land: 912 square miles

Water Area: 2 square miles

Source: <https://en.wikipedia.org/>



Nolan County © Texas Almanac

Cities/Towns

Blackwell

Mayor: Laura Rozzlle
 Adress: P.O. Box 477
 Blackwell, Texas 79506
 Phone: 325-282-2082

Population: 258

Chief of Police: None

Roscoe

Mayor: David Ralph
 Adress: P.O. Box 340
 Roscoe, Texas 79545
 Phone: 325-766-3871

Population: 1,271

Chief of Police: Felix Pantoja

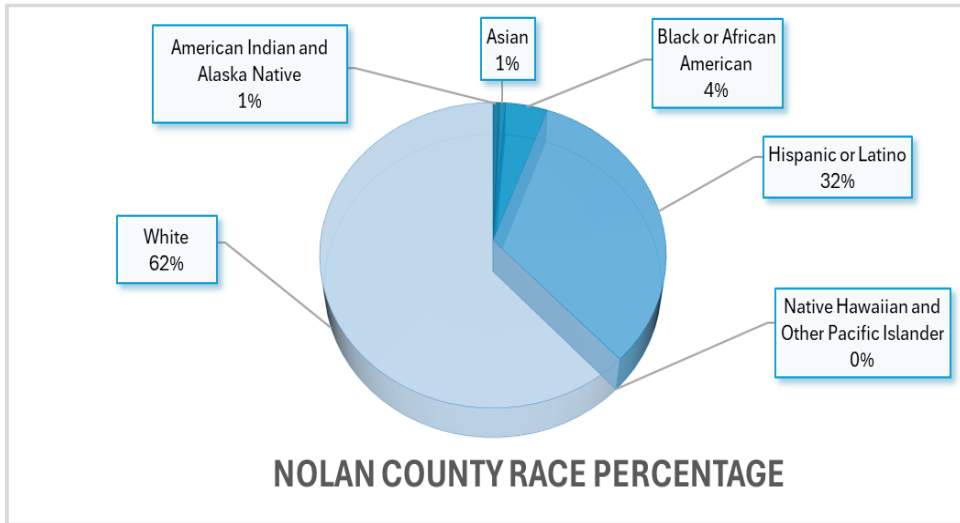
Sweetwater

Mayor: Jerod Peek
 Address: P.O. Box 450
 Sweetwater, Texas 79556
 Phone: 325-236-6313

Population: 10,622

Chief of Police: Cory Stroman

Population



Ethnicity

Not Hispanic or Latino- 8,138
 Some Other Race- 1,550
 Two or More Races- 2,024

Race

White- 10,235
 Hispanic or Latino- 5,354
 Black or African American- 712
 Asian- 104
 American Indian and Alaska Native- 108
 Native Hawaiian and Other Pacific Islander- 5

Source: <https://data.census.gov>

Income and Poverty

Income and Earnings

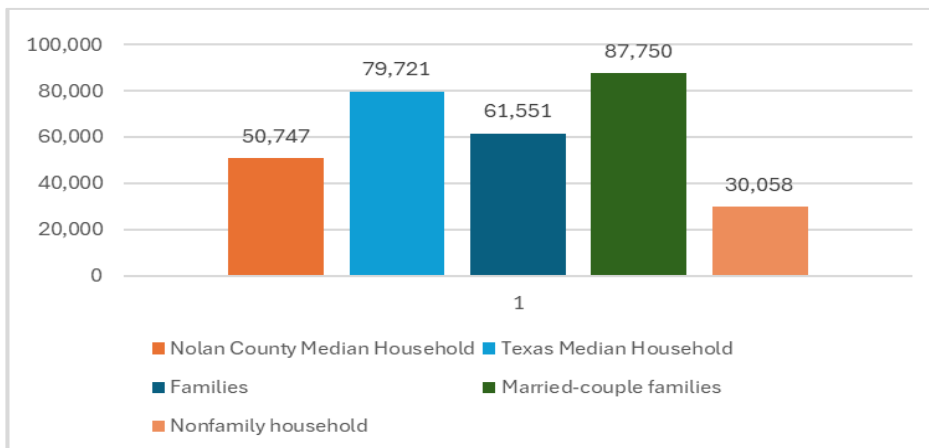
Nolan County Median Household : 50,747
 Texas Median Household: 79,721

Families: 61,551
 Married-couple families: 87,750
 Nonfamily household: 30,058

Poverty

Nolan County Poverty- 22.5%
 Texas Poverty- 13.4%

Poverty by Age for Nolan County
 Under 18 years 29.1%
 18 to 64 years 21.9%
 65 years and over 15.6%



Independent School Districts

Blackwell ISD

P. O. Box 505
 Blackwell, Texas 79506
 Phone: 325-282-2311

Highland ISD

6625 FM 608
 Roscoe, Texas 79545
 Phone: 325-766-3652

Roscoe ISD

P.O. Box 579
 Roscoe, Texas 79545
 Phone: 325-766-3629

Sweetwater ISD

207 Musgrove Street
 Sweetwater, Texas 76556
 Phone: 325-235-8601

Resources Available: Victim Service, Juvenile Services, Mental Health, or Law

Name of Agency	Agency Type	Description
Nolan County Sheriff's Office	County	Law Enforcement
Roscoe Police Department	Local	Law Enforcement
Sweetwater Police Department	Local	Law Enforcement
West Central Texas Law Enforcement Academy	Regional	Law Enforcement Training
Gateway Family Services, Inc.	Victim Services	Family Violence, Sexual Assault
Legal Aid of Northwest Texas Inc- Abilene Branch Office	Private	Legal Services to Victims of Domestic Violence
West Texas Children's Advocacy Center	Victim Services	CAC
West Texas Centers for MHMR	Private	Mental Health Authority/Retardation Authority
Nolan County Juvenile Probation Department	County	Intensive Supervision, Programming for Parents, Electronic/GPS Monitoring, Substance Abuse Prevention/Intervention

Runnels County, Texas

Population: 9,900

Source: <https://data.census.gov>



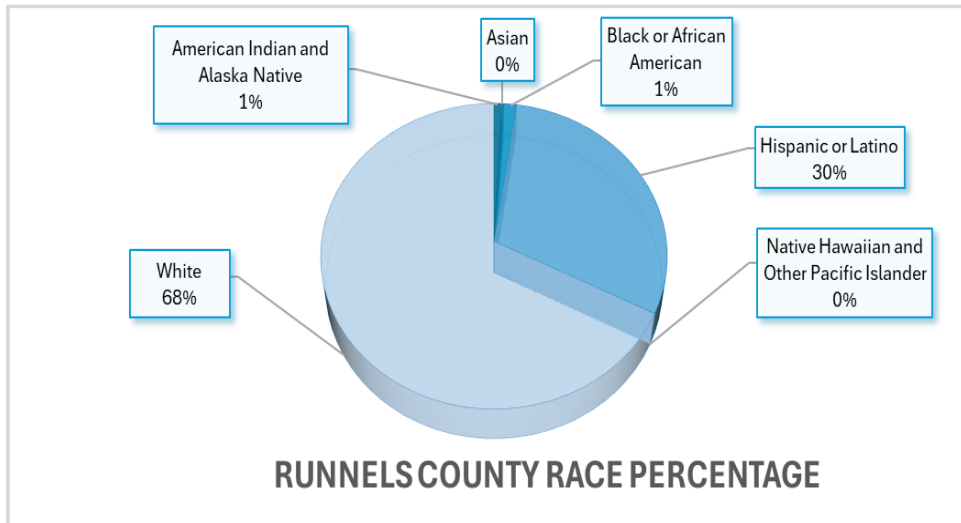
County Judge: Julia Miller

Address: 613 Hutchings Avenue
Ballinger, Texas 76821
Phone: 325-365-2633
Fax: 325-365-3408

County Sheriff: Carl Squyres

Address: 612 Strong Avenue
Ballinger, Texas 76821
Phone: 325-365-2121
Fax: 325-365-5807

Population



Ethnicity

Not Hispanic or Latino- 6,062
 Some Other Race- 955
 Two or More Races- 1,202

Race

White- 7,408
 Hispanic or Latino- 3,354
 Black or African American- 146
 Asian- 24
 American Indian and Alaska Native- 86
 Native Hawaiian and Other Pacific Islander- 7

Source: <https://data.census.gov>

Income and Poverty

Income and Earnings

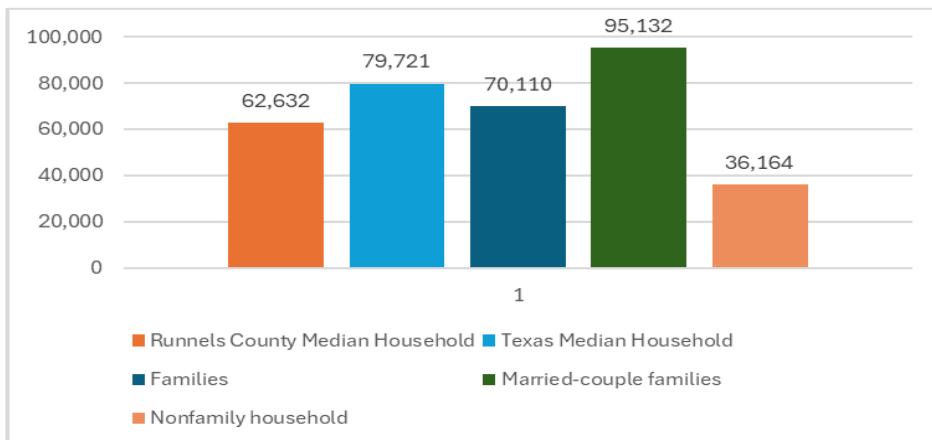
Runnels County Median Household : 62,632
 Texas Median Household: 79,721

Poverty

Runnels County Poverty- 11.0%
 Texas Poverty- 13.4%

Families: 70,110
 Married-couple families: 95,132
 Nonfamily household: 36,164

Poverty by Age for Runnels County
 Under 18 years 13.2%
 18 to 64 years 9.8%
 65 years and over 11.6%



Independent School Districts

Ballinger ISD

P. O. Box 231
Ballinger, Texas 76821
Phone: 325-365-3588

Olfen ISD

122 PR 2562
Rowena, Texas 76875
Phone: 325-442-4301

Miles ISD

P.O. Box 308
Miles, Texas 76861
Phone: 325-468-2861

Winters ISD

603 North Heights Street
Winters, Texas 79567
Phone: 325-754-5574

Resources Available: Victim Service, Juvenile Services, Mental Health, or Law

Name of Agency	Agency Type	Description
Runnels County Sheriff's Office	County	Law Enforcement
Ballinger Police Department	Local	Law Enforcement
Winters Police Department	Local	Law Enforcement
West Central Texas Law Enforcement Academy	Regional	Law Enforcement Training
Children's Advocacy Center of Greater West Texas	Victim Services	Family Violence, Sexual Assault
Concho Valley Rape Crisis Center, Inc.	Private	Victims of Sexual Violence
Legal Aid of Northwest Texas Inc- San Angelo Branch Office	Private	Legal Services to Victims of Domestic Violence
Newbridge Family Center	Private	All Victims of Abuse
West Texas Centers for MHMR	Private	Mental Health Authority/Retardation Authority

Scurry County, Texas

Population: 16,932

Source: <https://data.census.gov>



County Judge: Dan Hicks

Address: 1806 25th Street, Suite 200

Snyder, Texas 79549

Phone: 325-573-8576

Fax: 325-573-1266

County Sheriff: Trey Wilson

Address: 400 37th Street

Snyder, Texas 79549

Phone: 325-573-3551

Fax: 325-573-4456

Scurry County, Texas

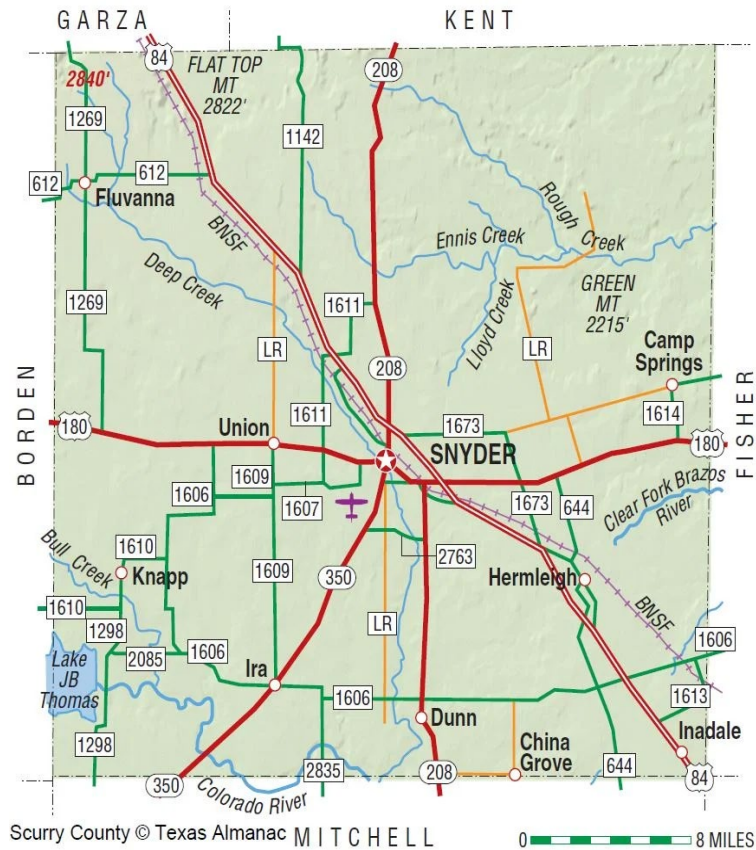
Scurry County is a county located in the U.S. state of Texas. As of the 2020 census, its population was 16,932. Its county seat is Snyder, which is the home for Western Texas College. Scurry County is named for Confederate General William Scurry. The county was created in 1876 and organized in 1884.

Scurry County is 905 square miles:

Land: 903 square miles

Water Area: 2 square miles

Source: <https://en.wikipedia.org/>



Cities / Towns

Snyder

Mayor: Stephanie Ducheneaux

Address: P.O. Box 1341

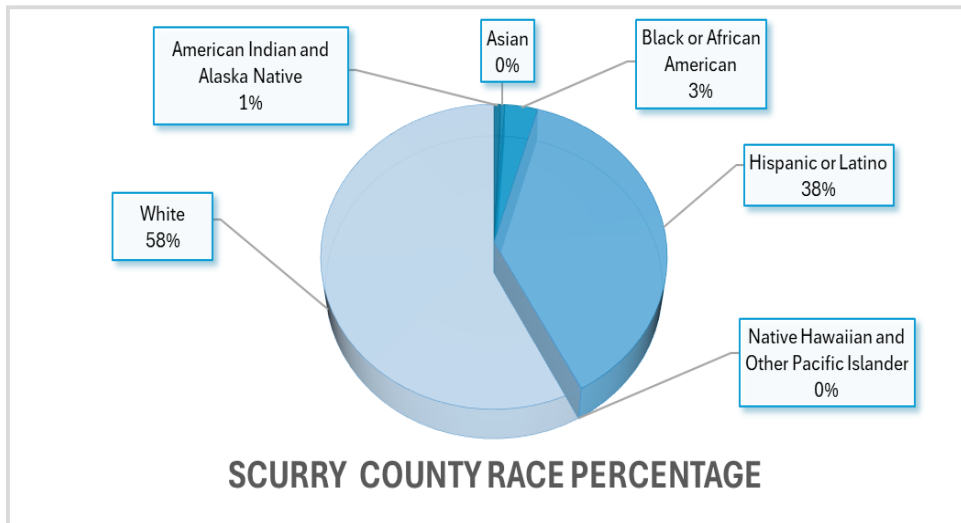
Snyder, Texas 79549

Phone: 325-573-9360

Population: 11,438

Chief of Police: Mike Counts

Population



Ethnicity

Not Hispanic or Latino- 8,637
 Some Other Race- 2,846
 Two or More Races- 2,365

Race

White- 10,867
 Hispanic or Latino- 7,139
 Black or African American- 637
 Asian- 83
 American Indian and Alaska Native- 126
 Native Hawaiian and Other Pacific Islander- 8

Source: <https://data.census.gov>

Income and Poverty

Income and Earnings

Scurry County Median Household : 60,039
 Texas Median Household: 79,721

Poverty

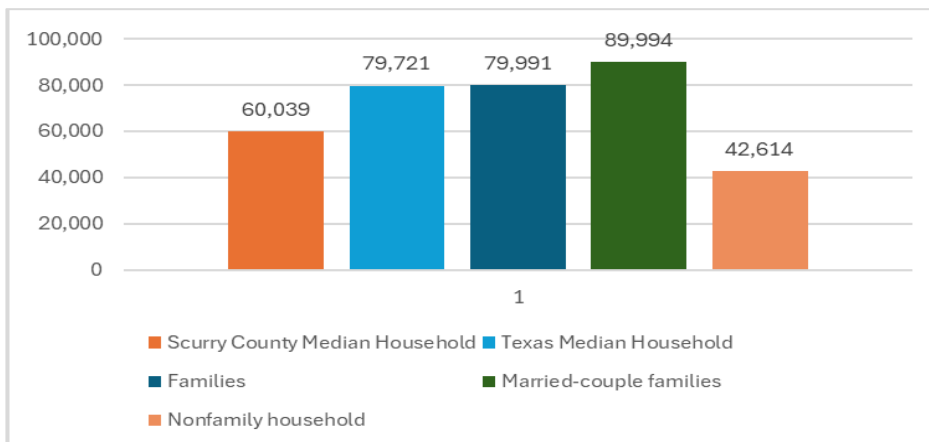
Scurry County Poverty- 11.6%
 Texas Poverty- 13.4%

Families: 79,991

Married-couple families: 89,994
 Nonfamily household: 42,614

Poverty by Age for Scurry County

Under 18 years 13.7%
 18 to 64 years 10.4%
 65 years and over 12.1%



Independent School Districts

Hermleigh ISD

1026 School Avenue
Hermleigh, Texas 79526
Phone: 325-863-2772

Ira ISD

P.O. Box 240
Ira, Texas 79527
Phone: 325-573-2629

Snyder ISD

2901 37th Street
Snyder, Texas 79549
Phone: 325-574-8900

Resources Available: Victim Service, Juvenile Services, Mental Health, or Law

Name of Agency	Agency Type	Description
Scurry County Sheriff’s Office	County	Law Enforcement
Snyder Police Department	Local	Law Enforcement
West Central Texas Law Enforcement Academy	Regional	Law Enforcement Training
Gateway Family Services, Inc.	Victim Services	Family Violence, Sexual Assault
Legal Aid of Northwest Texas Inc- Abilene Branch Office	Private	Legal Services to Victims of Domestic Violence
West Texas Centers for MHMR	Private	Mental Health Authority/Retardation Authority
Scurry County Juvenile Probation Department	County	Aftercare-Substance Abuse Treatment, Electronic Monitoring, Extended Day Program/Day Boot Camp, Alcohol/Drug Abuse Prevention Program, Vocational Skills Class, Anger Management, Cognitive Behavioral Therapy/Treatment, Licensed Professional Counseling, Intensive Supervision Program

Shackelford County, Texas

Population: 3,105

Source: <https://data.census.gov>



County Judge: John Viertel

Address: 225 South Main Street

Albany, Texas 76430

Phone: 325-762-2232

Fax: 325-762-3966

County Sheriff: Edward Miller

Address: 791 US-180

Albany, Texas 76430

Phone: 325-762-2000

Fax: 325-762-3432

Shackelford County, Texas

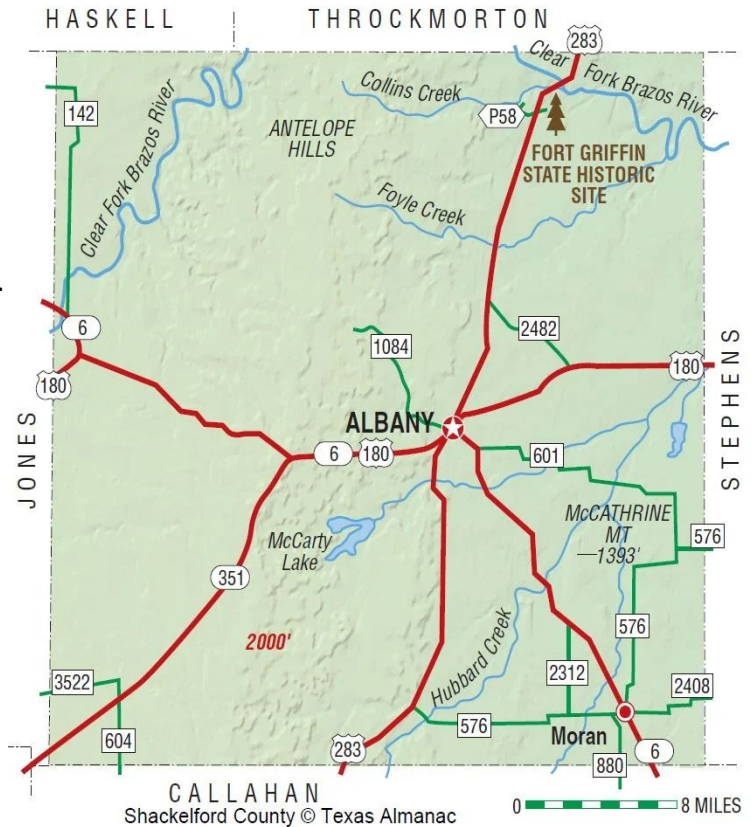
Shackelford County is a county located in the U.S. state of Texas. As of the 2020 census, its population was 3,105. Its county seat is Albany. The county was created in 1858 and later organized in 1874.

Shackelford County is 916 square miles:

Land: 914.3 square miles

Water Area: 1.3 square miles

Source: <https://en.wikipedia.org/>



Cities/Towns

Albany

Mayor: Susan Montgomery

Address: P.O. Box 3248

Albany, Texas 76430

Phone: 325-762-3133

Population: 1,854

Chief of Police: Mike House

Moran

Mayor: Tyler George

Address: P.O. Box 97

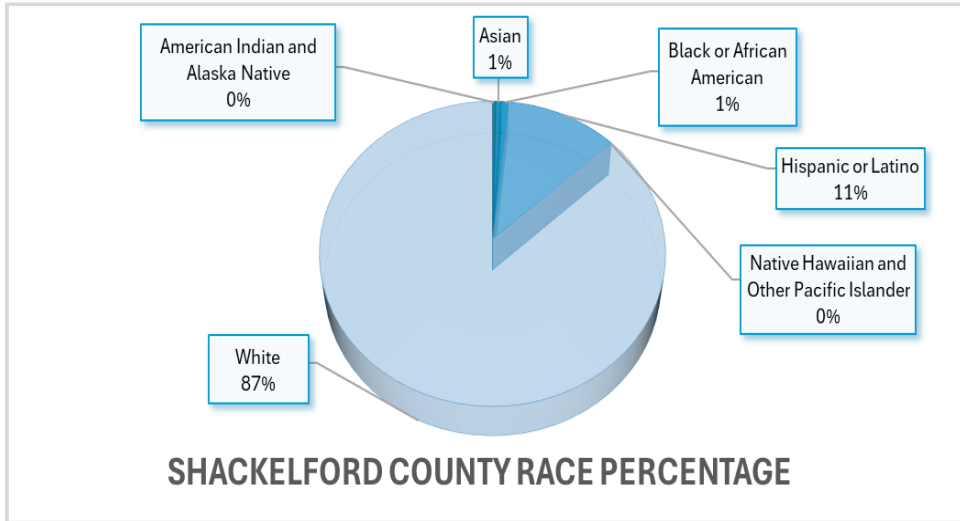
Moran, Texas 76464

Phone: 325-945-3441

Population: 226

Chief of Police: None

Population



Ethnicity

Not Hispanic or Latino- 2,612
 Some Other Race- 128
 Two or More Races- 195

Race

White- 2,731
 Hispanic or Latino- 363
 Black or African American- 23
 Asian- 18
 American Indian and Alaska Native- 10
 Native Hawaiian and Other Pacific Islander- 0

Source: <https://data.census.gov>

Income and Poverty

Income and Earnings

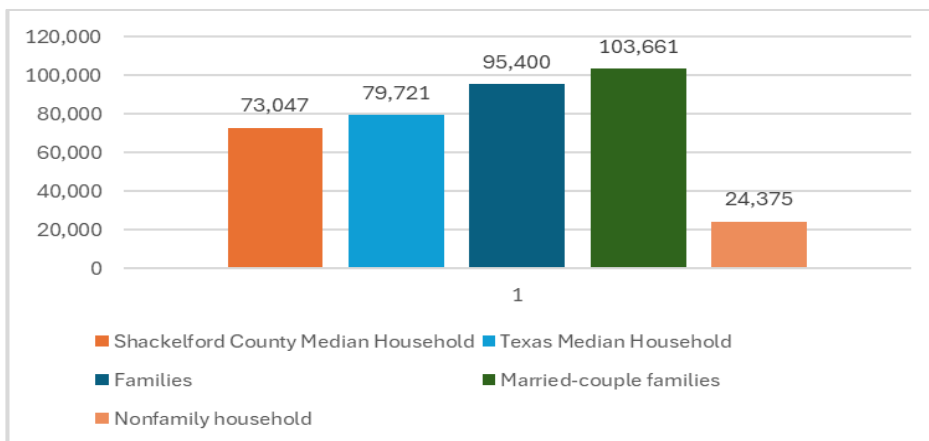
Shackelford County Median Household : 73,047
 Texas Median Household: 79,721

Poverty

Shackelford County Poverty- 9.5%
 Texas Poverty- 13.4%

Families: 95,400
 Married-couple families: 103,661
 Nonfamily household: 24,375

Poverty by Age for Shackelford County
 Under 18 years 8.6%
 18 to 64 years 9.7%
 65 years and over 10.0%



Independent School Districts

Albany ISD
 P.O. Box 188
 Albany, Texas 76430
 Phone: 325-762-2823

Moran ISD
 P.O. Box 98
 Moran, Texas 76464
 Phone: 325-945-3101

Resources Available: Victim Service, Juvenile Services, Mental Health, or Law

Name of Agency	Agency Type	Description
Shackelford County Sheriff's Office	County	Law Enforcement
Albany Police Department	Local	Law Enforcement
West Central Texas Law Enforcement Academy	Regional	Law Enforcement Training
Noah Project, Inc.	Victim Services	Family Violence
Legal Aid of Northwest Texas Inc- Abilene Branch Office	Private	Legal Services to Victims of Domestic Violence
Regional Crime Victim Crisis Center (RCVCC)	Victim Services	All Victims of Violent Crime
Betty Hardwick Center	Private	Mental Health Authority/Mental Retardation Authority

Stephens County, Texas

Population: 9,101

Source: <https://data.census.gov>



County Judge: William Thompson

Address: 200 West Walker
Breckenridge, Texas 76424

Phone: 254-559-2190

Fax: 254-559-7296

County Sheriff: Kevin Roach

Address: 210 E. Dyer Street
Breckenridge, Texas 76424

Phone: 254-559-2481

Fax: 254-559-2882

Stephens County, Texas

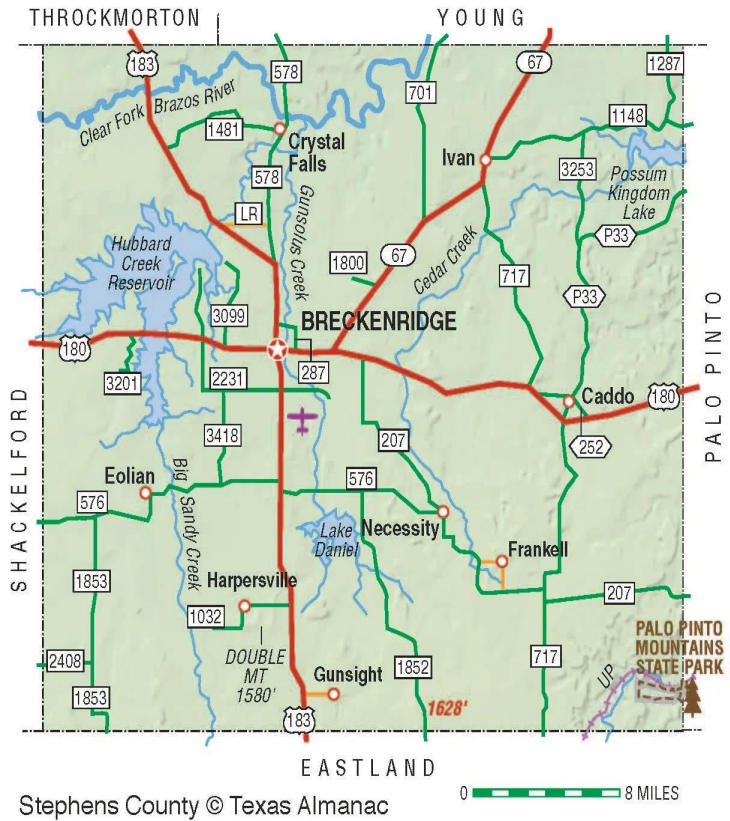
Stephens County is a county located in the U.S. state of Texas. As of the 2020 census, its population was 9,101. Its county seat is Breckenridge. The county was created in 1858 and organized in 1876.

Stephens County is 921.5 square miles:

Land: 897 square miles

Water Area: 25 square miles

Source: <https://en.wikipedia.org/>



Cities /Towns

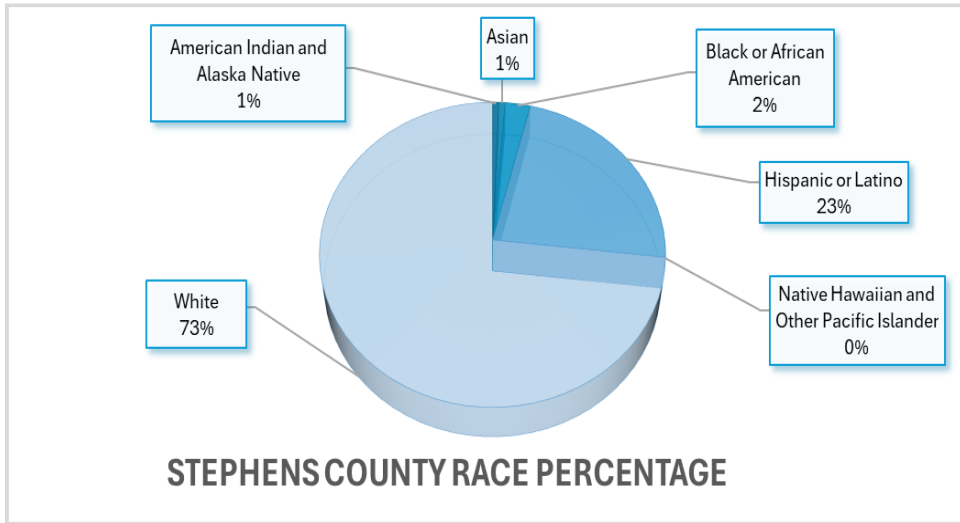
Breckenridge

Mayor: Kord Trammel
Address: 105 North Rose Ave.
Breckenridge, Texas 76424
Phone: 254-559-8287

Population: 5,187

Chief of Police: Blake Johnson

Population



Ethnicity

Not Hispanic or Latino- 6,256
 Some Other Race- 896
 Two or More Races- 821

Race

White- 7,013
 Hispanic or Latino- 2,204
 Black or African American- 246
 Asian- 63
 American Indian and Alaska Native- 61
 Native Hawaiian and Other Pacific Islander- 1

Source: <https://data.census.gov>

Income and Poverty

Income and Earnings

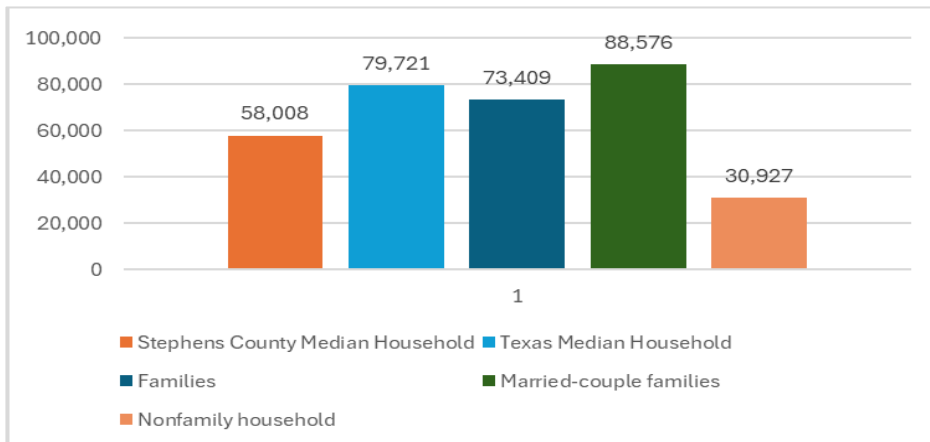
Stephens County Median Household : 58,008
 Texas Median Household: 79,721

Poverty

Stephens County Poverty- 14.6%
 Texas Poverty- 13.4%

Families: 73,409
 Married-couple families: 88,576
 Nonfamily household: 30,927

Poverty by Age for Stephens County
 Under 18 years 22.6%
 18 to 64 years 13.5%
 65 years and over 9.4%



Independent School Districts

Breckenridge ISD

P.O. Box 1738
Breckenridge, Texas 76424
Phone: 254-559-2278

Resources Available: Victim Service, Juvenile Services, Mental Health, or Law

Name of Agency	Agency Type	Description
Stephens County Sheriff's Office	County	Law Enforcement
Breckenridge Police Department	Local	Law Enforcement
West Central Texas Law Enforcement Academy	Regional	Law Enforcement Training
Eastland County Crisis Center, Inc.	Victim Services	Victims of Domestic Violence, Sexual Assault
Noah Project, Inc.	Victim Services	Family Violence
Legal Aid of Northwest Texas Inc- Abilene Branch Office	Private	Legal Services to Victims of Domestic Violence
Virginia's House-A Family Resource Center	Private	Victims of Crime
Betty Hardwick Center	Private	Mental Health Authority/Mental Retardation Authority

Stonewall County, Texas

Population: 1,245

Source: <https://data.census.gov>



County Judge: Ronnie Moorehead

Address: P.O. Box 366
Aspermont, Texas 79502
Phone: 940-989-2272
Fax: 940-989-2715

County Sheriff: William Mullen

Address: 432 S. Jefferson
Aspermont, Texas 79502
Phone: 940-989-3333
Fax: 940-989-3334

Stonewall County, Texas

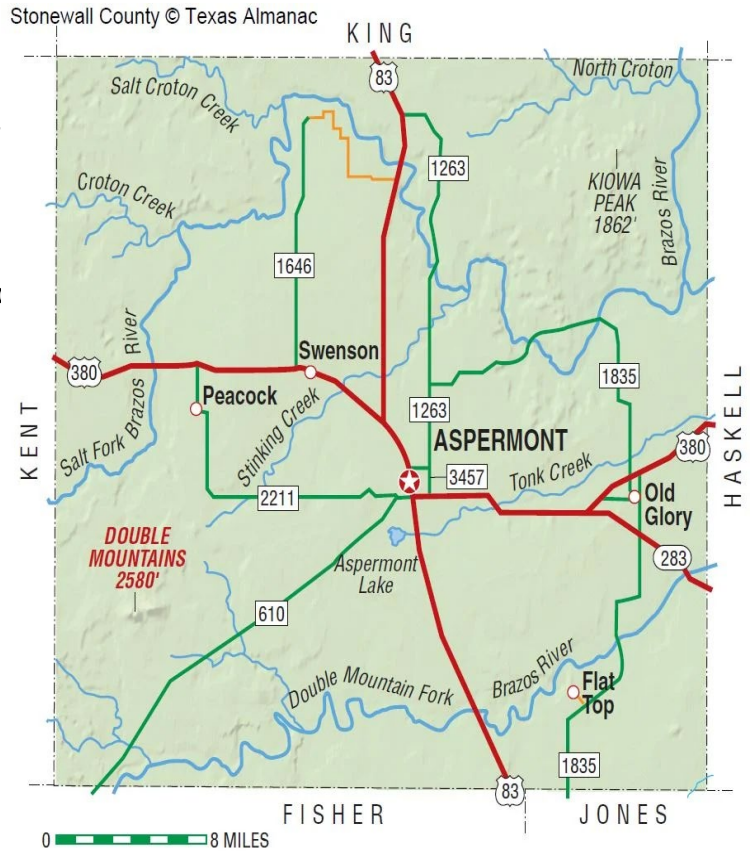
Stonewall County is a county located in the U.S state of Texas. As of the 2020 census, its population was 1,245. Its county seat is Aspermont. The county was created in 1876 and organized in 1888. It is named for Stonewall Jackson, a general of the Confederate States Army.

Stonewall County is 920 square miles:

Land: 916 square miles

Water Area: 4 square miles

Source: <https://en.wikipedia.org/>



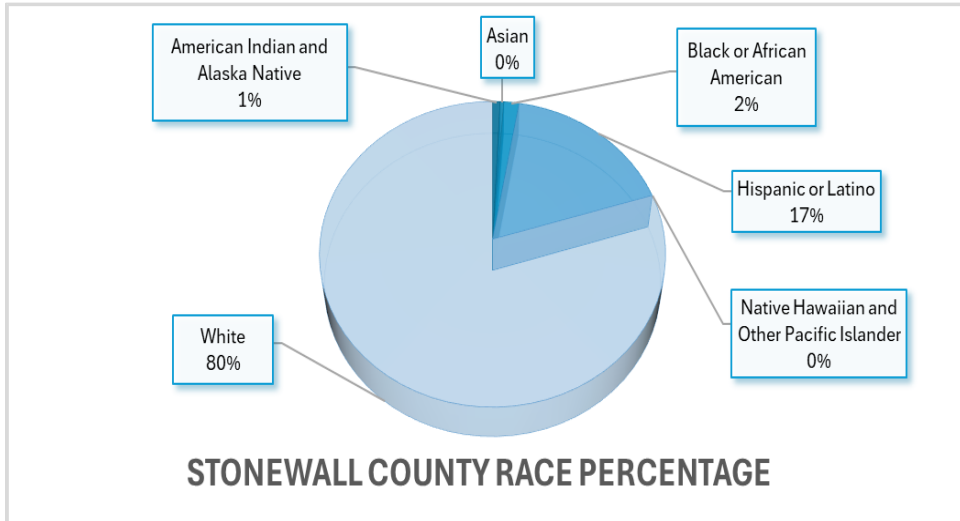
Cities / Towns

Aspermont

Mayor: Steven Ellis
Adress: P.O. Box 277
Aspermont, Texas 77502
Phone: 940-989-3585

Population: 789
Chief of Police: None

Population



Ethnicity

Not Hispanic or Latino- 958
 Some Other Race- 66
 Two or More Races- 112

Race

White- 1,032
 Hispanic or Latino- 226
 Black or African American- 20
 Asian- 5
 American Indian and Alaska Native- 10
 Native Hawaiian and Other Pacific Islander- 0

Source: <https://data.census.gov>

Income and Poverty

Income and Earnings

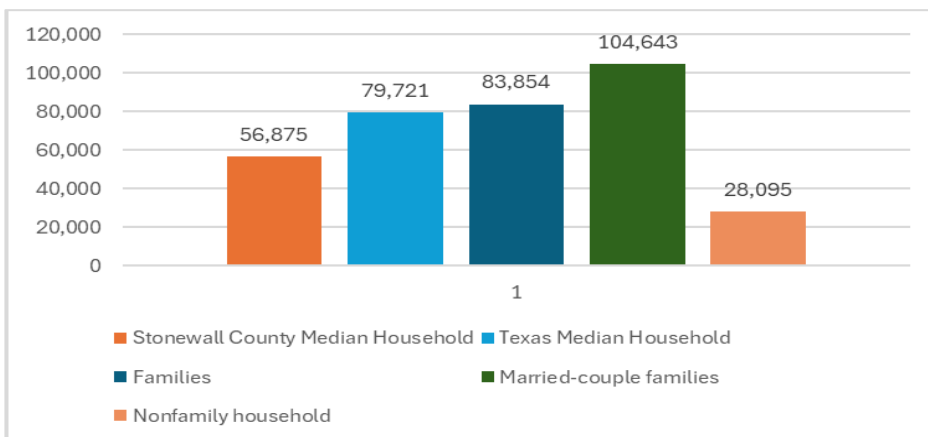
Stonewall County Median Household : 56,875
 Texas Median Household: 79,721

Poverty

Stonewall County Poverty- 14.9%
 Texas Poverty- 13.4%

Families: 83,854
 Married-couple families: 104,643
 Nonfamily household: 28,095

Poverty by Age for Stonewall County
 Under 18 years 22.7%
 18 to 64 years 13.0%
 65 years and over 10.6%



Independent School Districts

Aspermont ISD

P.O. Box 549
Aspermont, Texas 79502
Phone: 940-989-3355

Resources Available: Victim Service, Juvenile Services, Mental Health, or Law

Name of Agency	Agency Type	Description
Stonewall County Sheriff's Office	County	Law Enforcement
West Central Texas Law Enforcement Academy	Regional	Law Enforcement Training
Legal Aid of Northwest Texas Inc- Abilene Branch Office	Private	Legal Services to Victims of Domestic Violence
Noah Project, Inc. (Haskell)	Victim Services	Family Violence
Helen Farabee Regional MHMR Centers	Mental Health Services	Mental Health Authority/Mental Retardation Authority

Taylor County, Texas

Population: 143,208

Source: <https://data.census.gov>



County Judge: Phil Crowley

Address: 300 Oak Street, Suite 200

Abilene, Texas 79602

Phone: 325-674-1235

Fax: 325-674-1365

County Sheriff: Ricky Bishop

Address: 450 Pecan Street

Abilene, Texas 79602

Phone: 325-674-1300

Fax: 325-642-8066

Taylor County, Texas



Taylor County is a county located in the U.S. state of Texas. As of the 2020 census, its population was 143,208. Its county seat is Abilene. The county was created in 1858 and later organized in 1878. It is named for Edward Taylor, George Taylor, and James Taylor, three brothers who died at the Battle of the Alamo.

Taylor County is 919 square miles:

Land: 915.6 square miles

Water Area: 3.8 square miles

Source: <https://en.wikipedia.org/>

Cities / Towns

Abilene

Mayor: Weldon Hurt
 Address: 555 Walnut Street
 Abilene, Texas 79604
 Phone: 325-676-6206

Population: 125,182

Chief of Police: Ron Seratte

Buffalo Gap

Mayor: Bryan Cunningham
 Address: P.O. Box 506
 Buffalo Gap, Texas 79508
 Phone: 325-572-3347

Population: 543

Chief of Police: None

Impact

Mayor: Trevor Dickson
 Address: 2102 Impact Drive
 Impact, Texas 79603
 Phone: 325-675-5188

Population: 22

Chief of Police: None

Lawn

Mayor: Veronica Burleson
 Address: P.O. Box 246
 Lawn, Texas 79530
 Phone: 325-583-2510

Population: 311

Chief of Police: None

Merkel

Mayor: Matt Riggan
 Address: 100 Kent Street
 Merkel, Texas 779536
 Phone: 325-928-4911

Population: 2,471

Chief of Police: Phillip Conklin

Trent

Mayor: Leann West
 Address: P.O. Box 67
 Trent, Texas 79561
 Phone: 325-862-6281

Population: 295

Chief of Police: None

Tuscola

Mayor: Vacant
 Address: P.O. Box 34
 Tuscola, Texas 79562
 Phone: 325-554-7766

Population: 850

Chief of Police: None

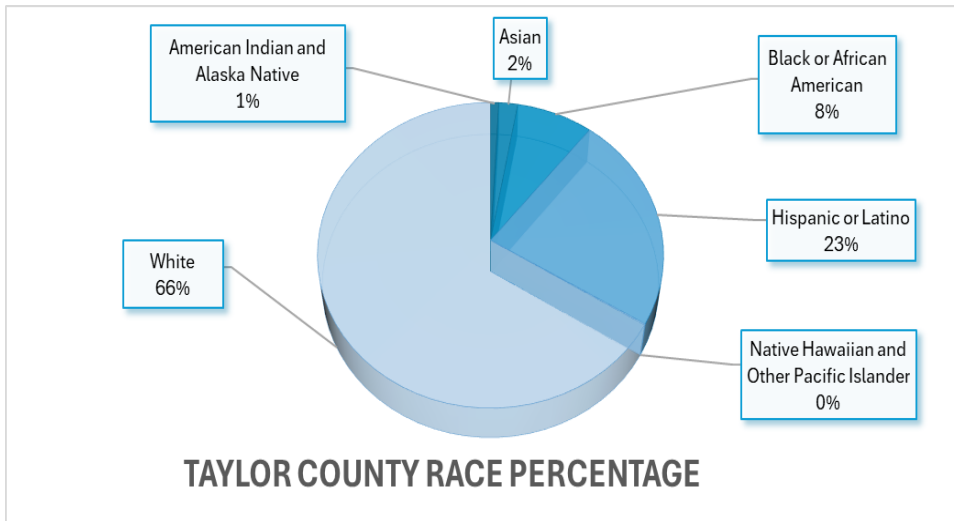
Tye

Mayor Pro Tem: Jason Moore
 Address: P.O. Box 369
 Tye, Texas 79563
 Phone: 325-692-8588

Population: 1,176

Chief of Police: Vacant

Population



Ethnicity

Not Hispanic or Latino- 87,316
 Some Other Race- 10,662
 Two or More Races- 17,175

Race

White- 99,225
 Hispanic or Latino- 34,756
 Black or African American- 11,771
 Asian- 2,924
 American Indian and Alaska Native- 1,262
 Native Hawaiian and Other Pacific Islander- 189

Source: <https://data.census.gov>

Income and Poverty

Income and Earnings

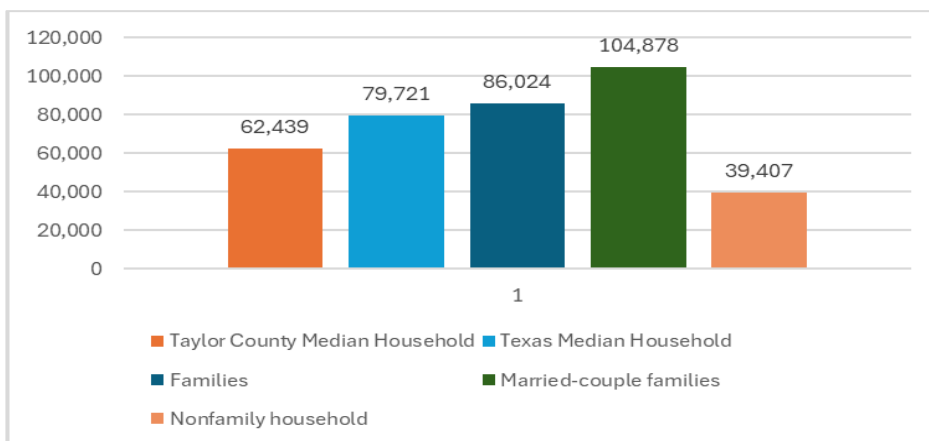
Taylor County Median Household : 62,439
 Texas Median Household: 79,721

Poverty

Taylor County Poverty- 15.8%
 Texas Poverty- 13.4%

Families: 86,024
 Married-couple families: 104,878
 Nonfamily household: 39,407

Poverty by Age for Taylor County
 Under 18 years 22.2%
 18 to 64 years 13.8%
 65 years and over 13.1%



Independent School Districts

Abilene ISD

P.O. Box 981
Abilene, Texas 79604
Phone: 325-677-1444

Jim Ned ISD

P.O. Box 9
Jim Ned, Texas 79562
Phone: 325-554-7500

Merkel ISD

P.O. Box 430
Merkel, Texas 79536
Phone: 325-928-5813

Trent ISD

P.O. Box 105
Trent, Texas 79561
Phone: 325-862-6400

Wylie ISD

7049 Buffalo Gap Road
Abilene, Texas 79606
Phone: 325-692-4353

Resources Available: Victim Service, Juvenile Services, Mental Health, or Law

Name of Agency	Agency Type	Description
Taylor County Sheriff's Office	County	Law Enforcement
Abilene Police Department	Local	Law Enforcement
Merkel Police Department	Local	Law Enforcement
Tye Police Department	Local	Law Enforcement
West Central Texas Law Enforcement Academy	Regional	Law Enforcement Training
Noah Project, Inc.	Victim Services	Family Violence
Legal Aid of Northwest Texas Inc-Abilene Branch Office	Private	Legal Services to Victims of Domestic Violence
Regional Crime Victim Crisis Center (RCVCC)	Victim Services	All Victims of Violent Crime
Betty Hardwick Center	Private	Mental Health Authority/Mental Retardation Authority
Taylor County Juvenile Probation Department	County	Parenting Classes, Counseling Services, Community Service, Sex Offender Counseling, YMCA Intensive Supervision Program

Throckmorton County, Texas

Population: 1,440

Source: <https://data.census.gov>



County Judge: Caleb Hodges

Address: P.O. Box 700
Throckmorton, Texas 76483
Phone: 940-849-8805
Fax: 940-849-8811

County Sheriff: Glen Whitfield

Address: 108 Pogue Street
Throckmorton, Texas 76483
Phone: 940-849-8855
Fax: 940-849-8856

Throckmorton County, Texas

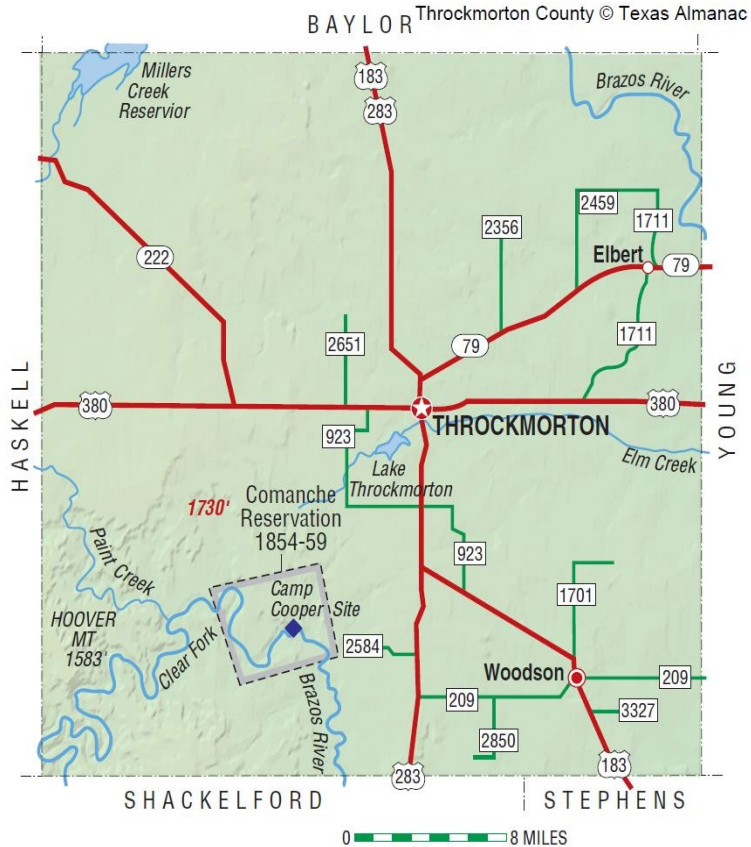
Throckmorton County is a county located in the U.S. state of Texas. As of the 2020 census, its population was 1,440. Its county seat is Throckmorton. The county was created in 1858 and later organized in 1879. It is named for William Throckmorton, an early Collin County settler.

Throckmorton County is 915 square miles:

Land: 912 square miles

Water Area: 2.9 square miles

Source: <https://en.wikipedia.org/>



Cities / Towns

Throckmorton

Mayor: Will Carroll
Address: P.O. Box 640
Throckmorton, Texas 76483
Phone: 940-849-4411

Population: 727

Chief of Police: None

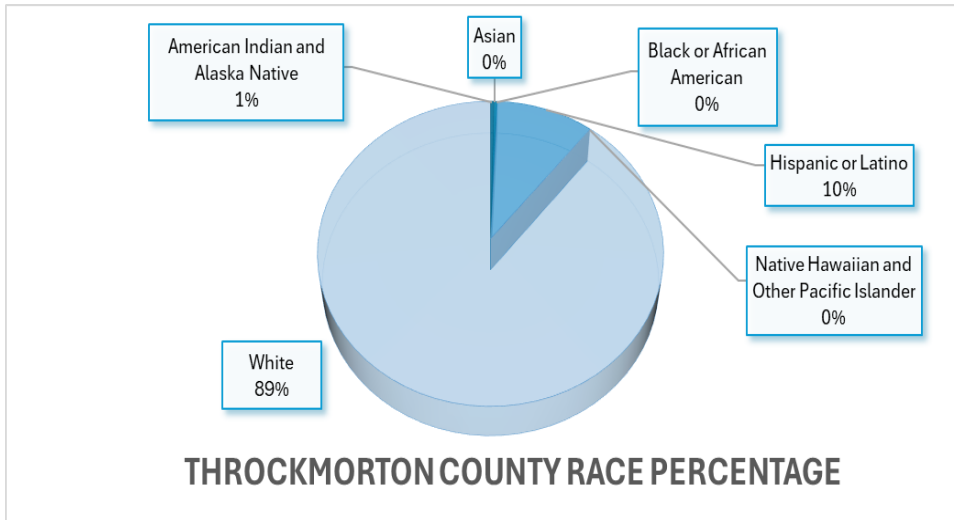
Woodson

Mayor: Bobby Mathews
Address: P.O. Box 251
Woodson, Texas 76491
Phone: 940-345-6536

Population: 219

Chief of Police: None

Population



Ethnicity

Not Hispanic or Latino- 1,248
 Some Other Race- 32
 Two or More Races- 104

Race

White- 1,294
 Hispanic or Latino- 145
 Black or African American- 2
 Asian- 3
 American Indian and Alaska Native- 5
 Native Hawaiian and Other Pacific Islander- 0

Source: <https://data.census.gov>

Income and Poverty

Income and Earnings

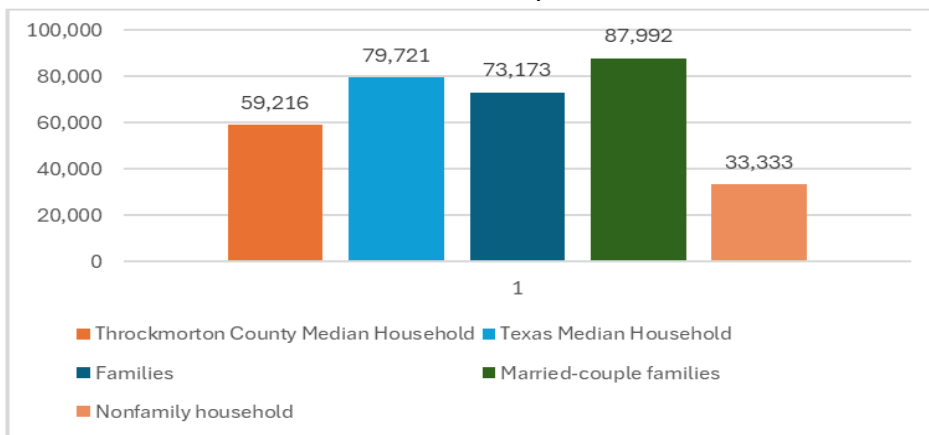
Throckmorton County Median Household : 59,216
 Texas Median Household: 79,721

Poverty

Throckmorton County Poverty- 24.2%
 Texas Poverty- 13.4%

Families: 73,173
 Married-couple families: 87,992
 Nonfamily household: 33,333

Poverty by Age for Throckmorton County
 Under 18 years 46.1%
 18 to 64 years 20.0%
 65 years and over 15.0%



Independent School Districts

Throckmorton ISD
 210 College Street
 Throckmorton, Texas 76483
 Phone: 940-849-2411

Woodson ISD
 P.O. Box 287
 Woodson, Texas 76491
 Phone: 940-345-6528

Resources Available: Victim Service, Juvenile Services, Mental Health, or Law

Name of Agency	Agency Type	Description
Throckmorton County Sheriff's Office	County	Law Enforcement
West Central Texas Law Enforcement Academy	Regional	Law Enforcement Training
Legal Aid of Northwest Texas Inc- Abilene Branch Office	Private	Legal Services to Victims of Domestic Violence
Virginia's House-A Family Resource Center	Private	Victims of Crime
Noah Project, Inc. (Haskell)	Victim Services	Family Violence
Helen Farabee Regional MHMR Centers	Mental Health Services	Mental Health Authority/Mental Retardation Authority

INTRODUCTION

Access to victim services and resources is essential to improving the long-term outcomes of crime victims and helping restore their quality of life after it has been negatively impacted by criminal acts. The Strategic Plan for the West Central Texas Council of Governments (WCTCOG), addressing the Victims of Crime Act (VOCA), Violence Against Women Act (VAWA), and Juvenile Justice and Delinquency Prevention (JJDP) programs—including Truancy Prevention (TP), Mental Health/Substance Abuse, and Criminal Justice System Improvements—provides a framework to guide the effective investment of limited public funds for direct victim services. Additionally, it supports the development of new and needed resources across the region.

Direct victim services encompass crimes covered under both VOCA and VAWA. Victims of crimes such as assault, child abuse, human trafficking, domestic violence, robbery, sexual assault, vehicular assault, vehicular homicide, property crimes, and survivors of homicide face significant and often long-lasting challenges. These individuals frequently experience physical and emotional harm, loss of property, and disruption to their daily lives. They must invest considerable time and effort into restoring their identities, homes, and businesses, while also working to rebuild their confidence and sense of safety.

The impact of crime extends beyond the individual victim. Families and friends are often deeply affected as they provide care and support to their loved ones, sometimes coping with long-term or permanent disabilities. In cases of homicide, families and communities endure profound and irreversible loss. This Strategic Plan seeks to strengthen the alignment between direct victim service delivery and funding priorities for both general crime victims and victims of domestic violence and sexual assault. It establishes a framework for funding recommendations made by the Criminal Justice Advisory Committee, with a focus on identifying and addressing service gaps within the WCTCOG region.

Furthermore, the Plan outlines recommendations to address service gaps in JJDP-funded initiatives, including truancy prevention, mental health and substance abuse services, and improvements to the criminal justice system.

PLANNING PROCESS

The West Central Texas Council of Governments (WCTCOG) Regional Strategic Plan was developed based on the individual County Community Plans within the region. As an initial step in the planning process, these existing Community Plans served as the foundational framework. Building upon this foundation, input was solicited from county and city elected officials, as well as current service providers across all relevant sectors, to inform the development of the Strategic Plan.

Stakeholders involved in the process included elected officials, representatives from community-based organizations, prosecutors, law enforcement agencies, system-based victim service programs, and victim advocacy groups. These stakeholders provided valuable insight and guidance throughout the planning process.

The input process incorporated multiple methods of engagement, including meetings with elected officials, focus groups, stakeholder interviews, and surveys of current service providers. The survey instrument was designed to identify community needs, establish service priorities, and offer stakeholders the opportunity to contribute to the development of Strategic Plan strategies.

CONTINUATION OF PLANNING PROCESS

Stakeholders – In the development of this Strategic Plan, participating stakeholders were organized into multiple focus groups to better define and narrow the scope of research and data incorporated into the plan. This structure allowed for more targeted analysis and informed decision-making across key subject areas. It is important to note that some stakeholders served in multiple roles or categories, contributing expertise across more than one focus group.

Victim Services		Juvenile Services	
Janey Wawerna	Regional Crime Victim Crisis Center	Jon Cook	259 th Judicial Dist. Juvenile Probation Depart.
Lyndia Allen	Gateway Family Services	Gerald Jenschke	Juvenile Probation Services
Stephanie Andrade-Rocha	Beyond Trafficking	Rebecca Navarro	Virginia’s House
Alana Jeter	Noah Project, Inc.	Andre Smoot	Child Protective Services
Briona Sattarphai	Eastland County Crisis Center	Jennifer Sannan	New Horizons
Terri Densman	The Ark Domestic Violence Shelter	Mary Mendoza	High Sky
Beth Loftis	CASA in the Heart of Texas	Mental Health Services	
Susie Striegler	Hendrick Medical Center	Mica Allgood	Oceans
Maria Polk	Resolution Solutions	Estelle Allen	Mental Health America of Abilene
Law Enforcement Services		Judge Mike Smith	35 th Judicial District Court
Richard Waggoner	Abilene Police Department	Jonathan Harvey	Center for Life Resources
William Flournoy	Stephens County Sheriff’s Office	Jenny Goode	Betty Hardwick Center
Toby Virden	City of Miles-Police Department		
David Warren	Nolan County Sheriff’s Office		

DIRECT VICTIM PROBLEMS & PRIORITIES

Vision: All victims of crime within the WCTCOG region have equitable and timely access to the resources and support services necessary to promote safety, healing, and justice.

Mission: To support, strengthen, and facilitate the development and coordination of victim-centered services that are accessible, effective, and responsive to the diverse and evolving needs of all crime victims. Through collaboration and advocacy, we aim to ensure that every victim receives compassionate care and the resources necessary for safety, recovery, and justice.

Major Findings: The assessment identified several critical needs and barriers that create significant gaps in access to services.

Priority #1 Continued and Expanded Victim Assistance

Problem Identified	Data
<p>Enhancing public awareness and prevention education regarding the needs and experiences of crime victims is critical. Increased outreach ensures that victims and their family members understand how to access assistance and are informed of their rights, while also helping friends and family recognize the resources available to effectively support survivors throughout the criminal justice process.</p>	<p>Adequate awareness is available to agencies that refer victims for services; however, there are limited public/prevention awareness campaigns, to increase overall public/prevention awareness.</p>

Potential Response to Problem

Allocate funding to support additional public awareness and prevention campaigns, ensuring that victims and their families are informed of available services, understand their rights, and know how to access assistance. These campaigns also educate the broader community on how to support victims, fostering a more informed and responsive environment for survivors of crime.

Priority #2 Domestic Violence, Sexual Assault and Family Violence

Problem Identified	Data
<p>Victims of crime, particularly in rural areas, often face a lack of immediate and sustained support services, including access to information on victim rights and available resources, counseling and therapy, financial assistance, legal advocacy, and transportation to and from services. These gaps limit survivors' ability to engage fully with the criminal justice process and impede timely, comprehensive, and trauma-informed care.</p>	<p>Victims often face limited access to immediate financial assistance, as support is primarily provided through the Crime Victim Compensation Act, requiring victims to file claims and wait for reimbursement. In addition, transportation services are insufficient, creating barriers for victims who need to travel to access essential services such as counseling, legal advocacy, medical care, or court proceedings. These limitations hinder timely, comprehensive, and trauma-informed support, particularly for vulnerable and rural populations.</p>

Potential Response to Problem

To address gaps in immediate financial and transportation support for victims, direct service providers should be allowed to apply for grant funding to offer immediate financial assistance to survivors. Continued funding should also be allocated to support transportation services, ensuring victims can access counseling, legal advocacy, medical care, and court proceedings. Additionally, collaboration with the Crime Victims Compensation Office should be strengthened to allow reimbursement directly to service providers, streamlining the process and reducing delays in assistance.

Priority #3 Mental Health and Medical Response

Problem Identified	Data
<p>Mental health and medical response services for victims within the criminal justice system are fragmented, underfunded, and inconsistently accessible. Limited protocols, partnerships, and service availability—particularly in rural and underserved areas—restrict timely access to care, including forensic exams and crisis counseling. These gaps hinder a coordinated, victim-centered response and negatively impact outcomes.</p>	<p>Without stronger integration of mental health and medical response into criminal justice operations, agencies will remain reactive and limited in their ability to support victims effectively. This undermines both victim outcomes and the overall efficiency and credibility of the justice system.</p>

Potential Response to Problem

Strengthening mental health and medical response within the criminal justice system is essential to delivering a comprehensive, victim-centered approach. Strategic investment in coordination, infrastructure, and trauma-informed practices will improve victim outcomes, enhance case effectiveness, and promote greater trust in the justice system.

Priority #4 Prevention, Education and Training

Problem Identified	Data
<p>Prevention, education, and training programs addressing victimization within the criminal justice system are underfunded and inconsistently implemented. Law enforcement, courts, and corrections personnel often lack standardized, evidence-based training in trauma-informed response, victim identification, and crime prevention strategies. Communities also receive limited public education and outreach, reducing awareness of available resources and reporting mechanisms.</p>	<p>Without a coordinated and adequately funded approach to prevention, education, and training, the criminal justice system will remain largely reactive. This limits the ability to reduce victimization rates, improve early identification of victims, and ensure consistent, trauma-informed responses across systems.</p>

Potential Response to Problem

Addressing gaps in prevention, education, and training is essential to reducing victimization and improving system-wide responses. Strategic investment in these areas will enable earlier intervention, enhance professional competency, and promote safer, more informed communities.

Priority #5 Funding and Infrastructure Gaps

Problem Identified	Data
<p>There is an ongoing need for sustained funding to provide core victim services within the region, including sheltering, counseling, Sexual Assault Nurse Examiner (SANE) services, financial assistance, transportation, and legal support. Continued investment is essential to ensure that all victims of crime, regardless of location or circumstance, have access to timely, comprehensive, and trauma-informed services that meet their immediate and long-term needs.</p>	<p>Many victims experience delays or limited access to essential services such as counseling, SANE exams, legal advocacy, and financial assistance, particularly in rural areas with fewer providers and limited transportation. Workforce shortages and insufficient facilities further constrain the ability to deliver timely, coordinated, and trauma-informed support. Current funding levels are inadequate to expand services, implement technology solutions like telehealth, or sustain outreach and public awareness initiatives.</p>

Potential Response to Problem

Secure sustained funding to expand core victim services and infrastructure, including sheltering, counseling, SANE programs, legal advocacy, transportation, and financial assistance. Invest in telehealth and mobile units to reach rural populations and implement workforce development programs to increase capacity. Strengthen coordination across law enforcement, healthcare, and community organizations, and establish grant mechanisms to allow direct service providers to offer immediate support, reimbursed through the Crime Victims Compensation Office.

Barriers to Accessing Services

- **Geographic Isolation:** Rural and remote communities often lack comprehensive services, and limited transportation options make it difficult for victims to access counseling, legal advocacy, or medical care. Additionally, culturally appropriate services may be scarce in these areas.
- **Support for Trafficking Victims:** Victims of human trafficking typically cannot access resources independently and rely on social service providers to connect them with benefits and services that support self-sufficiency, recovery, and reintegration.
- **Limited Awareness of Rights:** Many victims are unaware of their legal rights or available services, which can prevent them from seeking assistance or fully participating in the criminal justice process.
- **Lack of Holistic Assessments:** Service delivery that focuses solely on a single need may fail to address the full spectrum of a victim's circumstances. Multidimensional assessments are necessary to provide coordinated, individualized care.
- **Language and Cultural Barriers:** Differences in language and cultural norms can prevent victims from accessing services or receiving culturally competent support, limiting their ability to engage with available resources effectively.

How are these resources currently working together?

Coordination of victim services within the WCTCOG region remains a work in progress and is largely dependent on available funding. Smaller counties often lack the resources to sustain programs or meet grant match requirements due to limitations in funding, facilities, and specialized expertise. As a result, agencies frequently collaborate across contiguous counties to share services. Larger communities, which have greater service capacity, are working to expand support regionally as funding and staffing allow.

The West Central Texas Council of Governments Criminal Justice Department continues to support regional victim services through participation in training initiatives aimed at strengthening service delivery and organizational capacity.

JUVENILE AND DELINQUENCY PREVENTION PROBLEMS & PRIORITIES

Vision: All juveniles in the WCTCOG region have access to comprehensive, timely, and culturally appropriate services, including transportation, with particular attention to areas with diverse language and cultural populations.

Mission: To support and facilitate the development of accessible, effective, and culturally competent services for juveniles, ensuring that all youth can fully engage with programs and resources that promote safety, well-being, and positive development.

Major Findings: The assessment identified several critical needs and barriers that create significant gaps in access to services.

Priority #1

Mental Health and Substance Abuse Treatment

Problem Identified

There is a lack of sustainable funding to support affordable juvenile substance abuse initiatives, including prevention programs, treatment centers, and related services. This funding gap limits access to effective interventions, reduces the availability of specialized programs for youth, and hinders the region's ability to provide comprehensive, evidence-based care that addresses the unique needs of juveniles struggling with substance use.

Data

Currently, the region lacks juvenile-specific substance abuse treatment facilities, leaving youth with limited or no access to specialized care. This absence of local services forces juveniles to travel long distances for treatment or go without appropriate interventions, creating barriers to timely, effective, and age-appropriate substance use prevention and recovery programs.

Potential Response to Problem

Additional funding could incentivize service providers to expand juvenile substance abuse programs and establish treatment facilities within the region. By increasing financial support, the region can attract and sustain providers, improve access to evidence-based interventions, and ensure that youth receive timely, comprehensive, and age-appropriate care close to home.

Priority #2 Parental Involvement and Parenting Education

Problem Identified	Data
<p>A lack of parental involvement and limited access to parenting education programs contributes to juvenile delinquency and behavioral challenges. Without guidance, supervision, and support from caregivers, juveniles are at higher risk of engaging in risky behaviors, substance use, and contact with the criminal justice system. Gaps in culturally competent and accessible parenting programs exacerbate these challenges, particularly in rural and underserved communities.</p>	<p>Consistent parental involvement and participation in effective parenting education programs significantly reduce juvenile delinquency and improve outcomes in academic performance, social behavior, and community engagement. However, many families in the region face barriers to accessing these programs, including limited funding, transportation challenges, and a shortage of culturally and linguistically appropriate resources. In addition, limited parental knowledge of juvenile justice processes and available support services prevents families from effectively guiding and supporting their children, further increasing the risk of delinquent behavior.</p>
Potential Response to Problem	
<p>Fund accessible, culturally competent parenting programs with workshops, support groups, and online resources. Address barriers through transportation, flexible scheduling, and targeted outreach. Collaborate with schools and community agencies to educate parents on rights and services and monitor outcomes to ensure engagement reduces delinquency and supports positive youth development.</p>	

Priority #3 School Engagement: Truancy and Dropout Prevention

Problem Identified	Data
<p>High rates of truancy and school disengagement increase the risk of juvenile delinquency and long-term negative outcomes, including school dropout, unemployment, and involvement with the criminal justice system. Many students face barriers such as lack of parental support, limited access to academic resources, and insufficient early intervention programs, particularly in rural and underserved communities.</p>	<p>School engagement and early intervention reduce truancy and delinquency. Many students face barriers such as family instability, lack of academic support, and limited coordination between schools and community services.</p>
Potential Response to Problem	
<p>Funding, mentoring, tutoring, and after-school programs to support at-risk students. Provide transportation, counseling, and family support services to remove barriers to attendance. Collaborate with schools, families, and community organizations, and monitor outcomes to reduce truancy, improve academic achievement, and prevent dropout.</p>	

Priority #4 Prevention Education and Early Intervention Programs

Problem Identified	Data
<p>Many juveniles lack access to prevention education and early intervention programs, increasing the risk of delinquent behavior, substance use, and contact with the criminal justice system.</p>	<p>Research shows that early intervention and prevention education reduce delinquency and improve academic, social, and behavioral outcomes. Limited funding, insufficient program availability, and lack of outreach in rural or underserved areas prevent many youth from accessing these services.</p>

Potential Response to Problem

Fund and expand prevention education and early intervention programs in schools and communities. Provide flexible access, transportation support, and culturally competent programming. Partner with families, schools, and community organizations to identify at-risk youth, deliver targeted interventions, and monitor outcomes to reduce delinquency and promote positive youth development.

Priority #5 Access to Community-Based Services and Structured Activities

Problem Identified	Data
<p>Juvenile delinquency continues to be driven by limited access to community-based services, lack of structured after-school activities, and insufficient early intervention systems. Youth in underserved communities are disproportionately affected, leading to: Increased risk of involvement in crime, Higher school dropout rates, and Greater likelihood of entering the juvenile justice system</p>	<p>Juvenile offenses most often occur between 3:00–7:00 PM, when many youth lack supervision and structured activities. Those without access to organized programs are more likely to engage in delinquent behavior; while mentoring and community services can reduce recidivism by 20–30%. Disparities also exist, with youth in low-income and underserved areas facing greater barriers to these resources and higher risks of justice system involvement.</p>

Potential Response to Problem

Reduced juvenile delinquency, increased youth participation in positive activities, stronger community support systems, less reliance on detention, and improved long-term outcomes for youth

Barriers to Accessing Services

- Limited funding restricts availability of diversion programs, prevention services, and substance abuse treatment.
- Geographic isolation creates challenges such as limited services, transportation barriers, and lack of culturally appropriate programs.
- Insufficient immediate support (shelters, counseling, crisis services) for runaway, abused, and neglected youth.
- Lack of comprehensive assessments can lead to misdiagnosis and ineffective service delivery.
- Language and cultural differences may prevent youth from accessing appropriate care.

How are these resources currently working together?

Currently, there is no formal regional task force dedicated to addressing law enforcement issues across the region. Individual county and municipal law enforcement agencies, in coordination with the Texas Department of Public Safety (DPS) Drug Unit, address drug-related crimes within their jurisdictions. While effective locally, a significant service gap remains due to the absence of a coordinated regional strategy to address drug activity and the broader impacts of substance abuse.

This lack of a unified approach limits the region's preparedness to respond to increasingly complex drug-related challenges. Smaller, rural counties often face resource constraints that hinder their effectiveness. Additionally, the region's extensive network of State Highways and Farm-to-Market roads contributes to increased drug trafficking activity, resulting in challenges typically seen in urban areas, including gang activity, large-scale distribution, and interstate trafficking.

Despite these challenges, there is a strong spirit of collaboration among local agencies and DPS. Ongoing coordination, supported by the West Central Texas Council of Governments (WCTCOG), has improved interoperable communications across jurisdictions.

Training needs are being addressed through the West Central Texas Regional Law Enforcement Academy (WCTLEA). With funding from the Office of the Governor's Public Safety Office, Criminal Justice Division, WCTCOG provides Basic Peace Officer and Corrections courses, Intermediate and Advanced certifications, Telecommunicator certification, in-service, and mandated training for agencies across the 19-county region. Training is also extended to other agencies as space allows. While training infrastructure is well-established, agencies continue to identify a critical need for additional funding to address equipment and technology gaps necessary to effectively carry out their duties.

MENTAL HEALTH AND SUBSTANCE ABUSE PROBLEMS & PRIORITIES

Vision: To prevent and reduce substance abuse and mental health challenges within the community by developing innovative, model programs in collaboration with local agencies.

Mission: We envision a community where a comprehensive continuum of services is accessible to all individuals affected by substance use and mental health disorders. Regardless of age, cultural background, or financial status, every person receives equitable, timely, and effective care that supports recovery and stability.

Major Findings: The assessment identified several critical needs and barriers that create significant gaps in access to services.

Priority #1 Crisis Response and Diversion

Problem Identified

In rural areas, individuals with mental health and substance use challenges frequently come into contact with law enforcement due to limited access to timely behavioral health services. Law enforcement often serves as the first responder, and jails act as de facto treatment settings, while gaps in crisis services and limited coordination with community providers contribute to repeated system involvement and recidivism.

Data

Criminal justice personnel in rural areas have very limited training in mental health awareness and response. As a result, law enforcement officers are increasingly spending significant time responding to individuals experiencing mental health crises, often without the specialized skills or resources needed to effectively intervene or connect them to appropriate care.

Potential Response to Problem

Law enforcement personnel will receive Crisis Intervention Team (CIT) training, and co-responder and mobile crisis models will be expanded. Pre- and post-arrest diversion programs—including deflection initiatives, mental health and drug courts, and jail-based screening—will connect individuals to treatment rather than detention. Reentry support will include warm handoffs, medication-assisted treatment, and housing or recovery services. Data-sharing across agencies will guide continuous improvement and reduce recidivism.

Priority #2 Reducing Substance Abuse Treatment Gaps

Problem Identified

Across communities, there are significant gaps in substance abuse treatment, including limited availability of outpatient and inpatient programs, insufficient detoxification and rehabilitation services, and a shortage of trained behavioral health professionals. These gaps reduce timely access to care, contribute to repeated interactions with law enforcement and the criminal justice system, and increase the risk of relapse, overdose, and other negative health and social outcomes.

Data

Rural communities face significant barriers to accessing mental health and substance abuse services. There is limited infrastructure, including few outpatient and inpatient treatment facilities, detox centers, and crisis stabilization units. Transportation challenges and long travel distances further restrict access for both adults and children

Potential Response to Problem

Expand access to outpatient, inpatient, and telehealth services, particularly in underserved rural and urban areas. Diversion programs, including drug courts and pre- and post-arrest initiatives, will connect individuals to treatment rather than incarceration. Reentry supports, peer recovery, and housing assistance, will reduce relapse and recidivism. Data-sharing and performance tracking will guide resource allocation, measure outcomes, and improve coordination across agencies.

Priority #3 Peer-Led and Recovery Oriented Service

Problem Identified	Data
<p>Individuals involved in the criminal justice system with substance use or mental health challenges often lack access to peer-led and recovery-oriented support. Traditional treatment models may not fully engage or sustain participation for justice-involved populations, limiting long-term recovery outcomes. Without these supports, individuals are at higher risk of relapse, repeated system involvement, and poor reintegration into the community.</p>	<p>Peer support specialists have been shown to improve treatment engagement, support long-term recovery, and reduce recidivism among justice-involved individuals. However, many communities, particularly rural areas, have limited or poorly integrated peer-led services, restricting access. Individuals who do access recovery-oriented programs demonstrate higher treatment retention, fewer emergency visits, and lower re-arrest rates.</p>

Potential Response to Problem

Additional funding would enable existing service providers in the region to expand and enhance alcohol and substance abuse services. This would increase treatment capacity, improve access for underserved populations, and allow providers to deliver more comprehensive and effective care across both rural and urban areas.

Priority #4 Improve Education and Prevention Services

Problem Identified	Data
<p>Law enforcement officers, correctional staff, community members, and parents often have limited awareness and training, which reduces early identification of behavioral health issues. The absence of parent engagement in prevention efforts limits early intervention for youth, contributing to higher rates of crisis involvement, arrests, and recidivism.</p>	<p>Many justice involved individuals, especially youth, enter the system with untreated mental health or substance use disorders. Officers and staff without behavioral health training are more likely to respond with arrest rather than diversion, increasing jail populations and system costs. Rural areas face additional barriers, including limited prevention programs, workforce shortages, and transportation challenges. Minimal parent involvement and a lack of culturally relevant, age-appropriate programs reduce engagement and limit access to early intervention services for at-risk youth.</p>

Potential Response to Problem

Additional funding would enable mental health providers to offer specialized training for law enforcement, criminal justice staff, and community members, including mental health awareness and early intervention strategies. This would improve understanding, promote early identification of behavioral health issues, and strengthen community-wide prevention efforts.

Priority #5 Address Workforce Shortage and System Capacity

Problem Identified	Data
<p>There is a lack of trained workforce and engaged stakeholders to effectively plan, implement, evaluate, and sustain comprehensive, culturally relevant prevention strategies and programs. This limits the ability to address substance use and behavioral health challenges at both the individual and community levels and reduces the effectiveness of interventions across diverse populations.</p>	<p>Rural counties have limited resources dedicated to mental health services, which restricts access to timely care, places greater demands on law enforcement and emergency services, and contributes to repeated system involvement and poorer outcomes for individuals in crisis.</p>

Potential Response to Problem

Rural counties have limited resources dedicated to mental health services, which restricts access to timely care, places greater demands on law enforcement and emergency services, and contributes to repeated system involvement and poorer outcomes for individuals in crisis.

Barriers to Accessing Services

- Individuals face multiple barriers to accessing mental health and substance use services:
- **Geographic and Transportation Barriers:** Residents of rural or isolated areas may have limited access to services, and long travel distances or lack of transportation can prevent timely care.
- **Attitudinal Barriers:** Some individuals believe mental health issues will resolve on their own or doubt the effectiveness of treatment.
- **Cross-Cultural Barriers:** Cultural differences can impact help-seeking and fall into four categories:
 - *Cognitive:* Some cultures do not distinguish between physical and psychological problems.
 - *Affective:* Stigma and shame can discourage reporting or seeking help.
 - *Value Orientation:* Disclosing personal problems to outsiders may be culturally discouraged.
 - *Physical/Structural:* Lack of awareness of available services and affordability challenges limit utilization, especially among low-income populations.

How are these resources currently working together?

The region does not have a State Hospital, and the Betty Hardwick Center in Abilene serves as the primary provider for mental health services. However, regional coordination of care remains limited. Smaller counties face ongoing challenges in sustaining cross-county services due to transportation barriers, limited facilities, and varying client needs.

The West Central Texas Council of Governments Criminal Justice Department supports regional mental health efforts through participation in training initiatives designed to strengthen service capacity and coordination.

Vision: To ensure that law enforcement agencies, courts, and detention facilities within the West Central Texas Council of Governments (WCTCOG) region are equipped with up-to-date equipment and receive ongoing training to deliver the highest quality services to the communities they serve.

Mission: To provide comprehensive criminal justice services to the citizens of the WCTCOG region by fostering collaboration, maintaining the highest level of professionalism, and ensuring the utmost safety for all employees. We are committed to delivering fair, effective, and community-focused justice while promoting continuous improvement and accountability across all agencies.

Major Findings: The assessment identified several critical needs and barriers that create significant gaps in access to services.

Priority #1 Substance Abuse and Drug Related Crime

Problem Identified

Substance abuse and drug-related offenses are major contributors to criminal justice involvement. Individuals struggling with addiction often cycle through arrests, jail, and probation due to insufficient prevention, treatment, and diversion programs. Law enforcement, courts, and correctional facilities face increasing pressure to respond to drug-related crimes, but limited resources, workforce shortages, and inadequate coordination with behavioral health services reduce the effectiveness of interventions. Rural and underserved areas experience additional barriers, including geographic isolation, transportation challenges, and lack of local treatment options.

Data

Drug-related offenses make up a significant portion of arrests, and individuals with substance use disorders are more likely to reoffend. Rising overdose deaths highlight the growing public health crisis linked to substance misuse, while many incarcerated individuals have a history of substance abuse. Additionally, law enforcement resources are heavily impacted, as officers spend substantial time responding to drug-related incidents, limiting their ability to address other public safety priorities.

Potential Response to Problem

Addressing substance abuse requires a comprehensive approach that includes prevention, treatment, enforcement, and reentry support. Key strategies include expanding education and early intervention programs, increasing access to treatment and diversion options such as drug courts, and using data-driven law enforcement practices. Additionally, strengthening reentry services and improving coordination among criminal justice, healthcare, and social service systems can reduce recidivism and support long-term recovery.

Priority #2 Mental Health and Law Enforcement Collaboration

Problem Identified	Data
<p>The lack of coordination between law enforcement, mental health providers, and community services contributes to gaps in care, repeated system involvement, and increased risk to both officers and the public.</p>	<p>A significant number of Law Enforcement calls involve individuals with mental health conditions. Traditional law enforcement responses alone are insufficient, and the lack of integrated services leads to repeated crises, inefficient resource use, and negative outcomes. Law Enforcement agencies spend substantial time managing mental health related calls, reducing their capacity to address other public safety priorities.</p>

Potential Response to Problem

These strategies aim to reduce arrests and incarceration among individuals with mental illness while improving safety for both officers and the community. They also seek to lower recidivism and repeat crisis incidents, promote more efficient use of law enforcement resources, and increase access to mental health care for long-term stability.

Priority #3 Training (Initial, Ongoing and Specialized)

Problem Identified	Data
<p>Law enforcement officers and criminal justice personnel often encounter complex situations such as mental health crises, substance abuse incidents, and high-risk interventions without sufficient training. Gaps in skills, knowledge, and preparedness can lead to unsafe outcomes, ineffective responses, and increased liability for agencies.</p>	<p>Many officers lack training in crisis intervention, de-escalation, and emerging criminal justice challenges. This gap contributes to higher use-of-force incidents, repeat offenses, and inefficient case handling. Agencies with ongoing, comprehensive training see improved community safety and better outcomes.</p>

Potential Response to Problem

Enhanced training improves officer preparedness and safety, reduces use-of-force incidents, and leads to more effective handling of mental health, substance abuse, and high-risk cases. It also boosts public trust, strengthens community safety, and increases overall efficiency within criminal justice agencies.

Priority #4 Funding, Staffing and Retention

Problem Identified	Data
Rural law enforcement have limited manpower and ongoing challenges with staffing and retention. There is a critical need for additional funding to support personnel, including Sexual Assault Nurse Examiners (SANEs), and to provide necessary equipment and resources to maintain effective operations and community safety.	Agencies face staffing and retention challenges. Assigning officers to specialized duties, such as full-time narcotics investigations, can leave other areas underserved. Additionally, many officers are leaving for higher-paying opportunities in emerging sectors like artificial intelligence and the oil industry in the West Texas region, highlighting the need for funding and resources to retain personnel and maintain effective public safety.

Potential Response to Problem

These strategies aim to increase staffing levels and retain qualified personnel, ensuring critical law enforcement areas are adequately covered without overburdening officers. They also enhance the ability to respond to specialized incidents, such as sexual assaults and narcotics cases, while improving overall efficiency and public safety in rural communities.

Priority #5 Technology and Communications

Problem Identified	Data
Law enforcement agencies, particularly in rural areas, often lack access to modern technology and updated communication systems. This limits their ability to respond efficiently to incidents, share information, and manage daily operations. Outdated equipment can slow investigations, reduce officer safety, and hinder coordination with other agencies.	Many rural law enforcement agencies rely on outdated technology, slowing responses, reducing officer safety, and hindering case management. Agencies with modern systems report faster response times, better coordination, and more effective investigations, highlighting the need for technology upgrades.

Potential Response to Problem

Upgrade communication systems and law enforcement technology, including radios, computers, body cameras, and records management software. Provide ongoing training to ensure officers can effectively use new tools and pursue funding through grants and budget allocations for equipment, maintenance, and software updates. Promote regional technology sharing and interagency coordination to improve efficiency, response times, and public safety.

Barriers to Accessing Services

- **Limited funding for law enforcement:** Insufficient financial resources restrict opportunities for training in juvenile services, as well as the development and implementation of diversion and crime prevention programs.
- **Geographic isolation:** Rural and remote locations create challenges in accessing training opportunities, requiring significant travel time and resources for participation in regional classes.
- **Inadequate jail facilities:** Many rural counties lack sufficient detention infrastructure, leading to difficulties in safely housing incarcerated individuals.
- **Underfunded rural communities:** A lack of financial support limits access to essential equipment, technology, and program development needed to effectively serve local populations

How are these resources currently working together?

There is currently no formal regional task force addressing law enforcement issues. Each county and city agency operates within its own jurisdiction, with support from the Texas Department of Public Safety Drug Unit for drug-related crimes. This fragmented approach creates service gaps and limits the region's ability to respond effectively, particularly in smaller, rural counties with fewer resources.

The region's highway system contributes to challenges such as gang activity, major drug trafficking, and interstate drug movement, further highlighting the need for a coordinated regional strategy. Despite this, local agencies maintain a strong spirit of cooperation and regularly collaborate with the Texas Department of Public Safety.

The West Central Texas Council of Governments supports regional coordination, including improvements to interoperable communications. Training is provided through the West Central Texas Regional Law Enforcement Academy, funded by the Office of the Governor's Public Safety Office, Criminal Justice Division. The academy delivers required certifications, in-service, and advanced training to agencies across the 19-county region, with additional slots offered as available.

While collaboration and training efforts are in place, agencies continue to face funding shortages, particularly for equipment and resources.

RESOURCES AVAILABLE

The Strategic Planning Team identified a range of existing resources that can be leveraged to address and reduce gaps in criminal justice services across the region. These resources include established partnerships among local law enforcement agencies, regional training programs, behavioral health providers, victim service organizations, and community-based programs. Additionally, ongoing coordination efforts through the West Central Texas Council of Governments support communication, resource sharing, and regional planning initiatives.

While these resources provide a strong foundation, their effectiveness is often influenced by funding availability, staffing capacity, and geographic challenges. Continued collaboration, strategic investment, and expansion of these resources will be critical to improving service delivery and addressing unmet needs throughout the region

VICTIM SERVICES

NAME OF AGENCY	AGENCY TYPE	DESCRIPTION
Beyond Trafficking	Non-Profit	Victim Services
Regional Crime Victim Crisis Center	Non-Profit	Victim Services
West Texas Children’s Advocacy Center	Non-Profit	Victim Services-Child Advocacy
Noah Project, Inc	Non-Profit	Victim Services
Harmony Family Services	Non-Profit	Victim Services
Child Protective Services	State	Victim Services-Child Advocacy
Adult Protective Services	State	Victim Services
Crime Stoppers Programs	Local	Law Enforcement
State Crime Victim Compensation Fund	State	Victim Advocacy
D.A.’s Office w/Victim Coordinators	County	Victim Services
Law Enforcement (Local, County & State)	Law Enforcement	Law Enforcement
Mothers Against Drunk Drivers	Non-Profit	Victim Advocacy
Abilene/Taylor County Child Advocacy Center	Non-Profit	Victim Services-Child Advocacy
The ARK Domestic Violence Shelter	Non-Profit	Victim Services
Eastland County Crisis Center	Non-Profit	Victim Services
Gateway Family Services	Non-Profit	Victim Services
The Palm House	Non-Profit	Victim Services

MENTAL HEALTH AND SUBSTANCE ABUSE

NAME OF AGENCY	AGENCY TYPE	DESCRIPTION
Law Enforcement (Local, County & State)	Law Enforcement	Law Enforcement
Serenity House	Non-Profit	Counseling
Center for Life Resources	Non-Profit	Mental Health Services/Substance Abuse
Alcohol/Narcotics Anonymous	Non-Profit	Substance Abuse
Central Texas Opportunities	Non-Profit	Mental Health Services
Abilene Recovery Council	Regional	Mental Health Services/Substance Abuse
Betty Hardwick Center	Non-Profit	Mental Health Services/Substance Abuse
Acadia	Private	Mental Health Services/Substance Abuse
Oceans Behavioral Hospital	Private	Mental Health Services/Substance Abuse

JUVENILE JUSTICE

NAME OF AGENCY	AGENCY TYPE	DESCRIPTION
Taylor County	Law Enforcement	Juvenile Detention Facility
New Horizons	Non-Profit	Juvenile Advocates
Hope for Tomorrow	Non-Profit	Juvenile Services
Community Resource Coordinating Group (CRCG)	Non-Profit	Victim Services Advocates
School Resource Officers	Local Government	Diversion Program
Campus Crime Stoppers Program	Law Enforcement	Law Enforcement
County Juvenile Probation Departments	Law Enforcement	Law Enforcement
West Texas Children’s Advocacy Center	Non-Profit	Juvenile Advocate
Eastland County Children’s Advocacy Center	Non-Profit	Juvenile Advocate
Court Appointed Special Advocates (CASA)	Non-Profit	Juvenile Advocate
Boys and Girls Clubs of America	Non-Profit	Juvenile Advocate
Abilene/Taylor County Child Advocacy Center	Non-Profit	Juvenile Advocate
High Sky Stay Together Program	Non-Profit	Juvenile Services
Counseling Services of Abilene	Non-Profit	Individual/Family Counseling

LAW ENFORCEMENT

NAME OF AGENCY	AGENCY TYPE	DESCRIPTION
Department of Public Safety	State	Law Enforcement
19 County Sheriff Departments	County	Law Enforcement
39 Local Police Departments	Local	Law Enforcement
22 Constable Offices	County	Law Enforcement
Local FBI	Federal	Law Enforcement
District and County Attorney’s	County	Judicial
Adult Probation and Parole	County	Corrections
Texas Parks and Wildlife	State	Law Enforcement
West Central Texas Law Enforcement Academy	Regional	Law Enforcement Training
Juvenile Probation	County	Corrections
Abilene Police Academy	Local	Law Enforcement Training
School Resource Officers	Local Government	Diversion
Neighbor Watch Program	Local	Diversion
National Night Out Program	Local	Diversion
6 University Police Departments	Local	Law Enforcement

WCTCOG REGIONAL SERVICE GAPS

Based on the recurring priorities across the County Community Plans in the West Central Texas Council of Governments (WCTCOG) Region, here is a synthesized summary of the Top 20 Regional Service Gaps. These represent the most common unmet needs, capacity limitations, and system gaps identified across juvenile justice, criminal justice, victim services, and behavioral health.

1. Insufficient Mental Health Services (Adults & Youth)

- Lack of local psychiatrists, counselors, therapists, and crisis response services.
- Limited adolescent mental health treatment and trauma-informed care.
- Long wait times and geographic barriers in rural counties.

2. Substance Abuse Treatment Gaps

- Limited or no detox facilities, outpatient treatment, and substance abuse counseling.
- No local sobering centers or diversion alternatives.
- Few juvenile-specific substance abuse programs.

3. Lack of Juvenile Intervention & Treatment Programs

- Insufficient counseling, behavioral intervention, and residential treatment for troubled youth.
- Limited life skills, self-esteem, and mentoring programs.

4. Parenting Education & Family Support Deficits

- Lack of parenting classes, family counseling, and programs to improve parental involvement.
- Need to address generational cycles of crime, violence, and neglect.

5. Law Enforcement Mental Health Burden

- Law enforcement frequently fills the role of mental health professionals.
- Limited crisis intervention resources and co-responder models.

6. Law Enforcement Staffing & Retention Challenges

- Shortages in manpower, recruitment, retention, and competitive salaries.
- High workload demands and burnout concerns.

7. Insufficient Specialized Training for Criminal Justice Personnel

- Need for ongoing training in:

- **Mental health response**
- **Domestic violence**
- **Sexual assault investigations**
- **Juvenile issues**
- **Cybercrime**
- **Crisis intervention**

8. Equipment & Technology Deficiencies

- Outdated law enforcement vehicles, communications systems, and investigative technology.
- Need for interoperable communications and cybercrime capabilities.

9. Juvenile Detention & Placement Shortages

- Limited affordable and secure short-term and long-term detention placements.
- Few residential or independent living options for adolescents.

10. Truancy, Dropout, and School Engagement Issues

- Persistent truancy, dropout rates, and lack of alternative educational support.
- Need for school-based prevention and attendance interventions

11. Lack of School-Based Prevention Programs

- Need for:

- **Resource officers**
- **Peer leadership programs**
- **Drug awareness**
- **Suicide prevention**
- **Anti-bullying/cyberbullying education**

12. Limited Positive Youth Development Opportunities

- Lack of year-round youth activities, mentoring, vocational training, and job readiness programs.
- Few structured community programs during non-school hours.

13. Domestic Violence & Family Violence Services Gaps

- Increasing domestic violence, child abuse, and assault concerns.
- Need for prevention, intervention, and offender accountability programs.

14. Victim Housing & Transitional Housing Shortages

- Lack of transitional housing after shelters.
- Limited affordable housing for victims and survivors.

15. Insufficient Victim Services Capacity

- Limited victim advocacy staffing, crisis intervention services, legal aid, and restoration resources.
- Inadequate sustainable funding for victim programs.

16. Human Trafficking Awareness & Response Gaps

- Need for community and law enforcement training on human trafficking, sex trafficking, and labor trafficking.

17. Transportation Barriers to Services

- Rural residents face transportation barriers to:

- **Mental health treatment**
- **Victim services**
- **Court access**
- **Shelter and healthcare**

18. Jail Diversion & Alternative Response Limitations

- Lack of diversion programs, jail diversion services, sobering centers, and alternatives to incarceration for behavioral health populations.

19. Public Awareness Gaps About Available Services

- Low awareness of existing community resources for:

- **Youth**
- **Victims**
- **Mental health**
- **Substance abuse treatment**

20. Rural Service Access & Geographic Isolation

- Geographic barriers consistently limit access to:

- **Healthcare**
- **Behavioral health**
- **Youth services**
- **Victim resources**
- **Specialized justice services**

Major Consistent Themes

Across nearly all Counties, the WCTCOG region shows 5 dominant systemic issues:

- Behavioral Health Infrastructure Deficit
- Juvenile Prevention & Family Stabilization
- Criminal Justice Capacity & Training Gaps
- Victim Housing & Trauma Recovery Gaps
- Rural Access & Transportation Barriers

Highest-Priority Regional Funding Opportunities

These service gaps suggest strong regional justification for pursuing funding in:

- Behavioral health expansion
- Crisis response/jail diversion programs
- Juvenile justice prevention/intervention
- Victim services and transitional housing
- Law enforcement technology and training

Building directly from the Top 20 service gaps, the strongest strategy is not to replace what exists—but to stabilize, scale, and regionalize the services that are already partially working. Across all counties, several services clearly exist but are underfunded, understaffed, or inconsistently available.

Here are the top 12 priority services to continue and enhance:

1. Behavioral Health Services (Highest Priority)

Continue:

- Existing counseling, MHMR services, and limited psychiatric access
- Jail-based mental health services (where present)
- School-based mental health supports

Enhance:

- Add psychiatric capacity (in-person + telehealth)
- Expand crisis response (mobile crisis / co-responder models)
- Develop trauma-informed care systems for youth and adults
- Increase local outpatient and intensive outpatient services

Why: This is the most consistent gap across every county and directly impacts crime, juvenile issues, and victimization.

2. Substance Abuse Treatment & Diversion Services

Continue:

- Any existing outpatient treatment or counseling programs
- Informal diversion practices used by law enforcement

Enhance:

- Establish local detox access (or regional agreements)
- Develop sobering centers / diversion centers
- Expand juvenile substance abuse programs
- Integrate treatment with probation and courts

Why: Substance abuse is a root driver of crime, family violence, and jail overcrowding.

3. Juvenile Prevention & Intervention Programs

Continue:

- School-based programs (drug awareness, SHACs, consequences programs)
- Any mentoring or youth engagement initiatives

Enhance:

- Scale year-round youth programs (after-school, summer, mentoring)
- Expand life skills, job training, and self-esteem programs
- Develop early intervention programs for at-risk youth
- Increase juvenile counseling and family-based interventions

Why: Many counties already have pieces—but not enough reach or consistency to change outcomes.

4. Parenting & Family Support Programs

Continue:

- Existing parenting classes (where available)
- School-family engagement efforts

Enhance:

- Standardized regional parenting education programs
- Add family crisis intervention and coaching
- Provide support for grandparents/guardians raising children
- Integrate parenting programs with courts, schools, and probation

Why: Multiple counties identified parental disengagement as a root cause of juvenile issues.

5. Law Enforcement Training & Support

Continue:

- Existing training programs (TCOLE, regional trainings)
- Informal collaboration with mental health providers

Enhance:

- Expand mental health crisis training (CIT models)
- Increase training on DV, SA, trafficking, and cybercrime
- Provide wellness/mental health services for officers
- Develop regional training consortiums

Why: Officers are being asked to do more with less—especially in behavioral health.

6. Victim Services & Advocacy

Continue:

- Existing victim advocacy programs
- Counseling services for victims
- Domestic violence/sexual assault response efforts

Enhance:

- Increase staffing and sustainable funding
- Expand legal aid and court navigation
- Improve access in rural areas (mobile/virtual services)
- Strengthen multidisciplinary response (LE, courts, providers)

Why: Services exist—but demand is exceeding capacity across the region.

7. Victim Housing & Shelter Systems

Continue:

- Emergency shelters currently operating

Enhance:

- Develop transitional housing programs
- Expand long-term housing support
- Create regional housing partnerships
- Address special populations (youth aging out, trafficking victims)

Why: This is one of the most clearly defined structural gaps—especially post-shelter.

8. Juvenile Justice System Capacity

Continue:

- Existing juvenile probation services
- School-law enforcement partnerships

Enhance:

- Reduce caseloads for probation officers
- Expand diversion and alternative sentencing options
- Increase placement options (detention & residential)
- Improve coordination across counties

Why: Systems exist but are strained and lack sufficient placement options.

9. Community Awareness & Prevention Efforts

Continue:

- Current outreach and awareness campaigns

Enhance:

- Launch regional awareness campaigns for:
 - Mental health
 - Victim services
 - Human trafficking
 - Youth resources
- Improve centralized resource navigation (one-stop info systems)

Why: Many services exist—but people don’t know how to access them.

10. Technology, Equipment & Communications

Continue:

- Existing communication systems and infrastructure

Enhance:

- Upgrade interoperable communications
- Improve cybercrime and digital investigation capacity
- Modernize equipment for law enforcement and first responders
- Expand public alert/notification systems

Why: Technology gaps limit effectiveness even when staffing exists

11. Transportation & Rural Access Solutions

Continue:

- Any existing regional or local transportation programs

Enhance:

- Develop transportation assistance for services (vouchers, coordinated transit)
- Expand telehealth and virtual service delivery
- Create regional service hubs with mobile outreach

Why: Geography is a core barrier in the WCTCOG region.

12. Jail Diversion & Alternative Response Systems

Continue:

- Informal diversion practices (if used locally)

Enhance:

- Formalize jail diversion programs
- Develop mental health drop-off locations
- Expand pre-arrest diversion options
- Coordinate with courts and providers

Why: This directly reduces jail overcrowding and improves outcomes.

Bottom Line: The WCTCOG Region does not need entirely new systems—it needs to:

- Scale what already exists
- Standardize across counties
- Fill critical capacity gaps
- Connect services regionally

The strongest “continue & enhance” investments are:

- Behavioral health expansion (crisis + psychiatry)
- Juvenile prevention and family support
- Victim services + transitional housing
- Law enforcement training + wellness
- Regional diversion and treatment infrastructure

CONTACT INFORMATION



Questions or Concerns:

West Central Texas Council of Governments
Jason Kelton, PSO Program Manager
3650 Loop 322

Abilene, Texas 79602
325-672-8544

jkelton@westcentraltexas.org

Plan is available online at: www.wctcog.org

